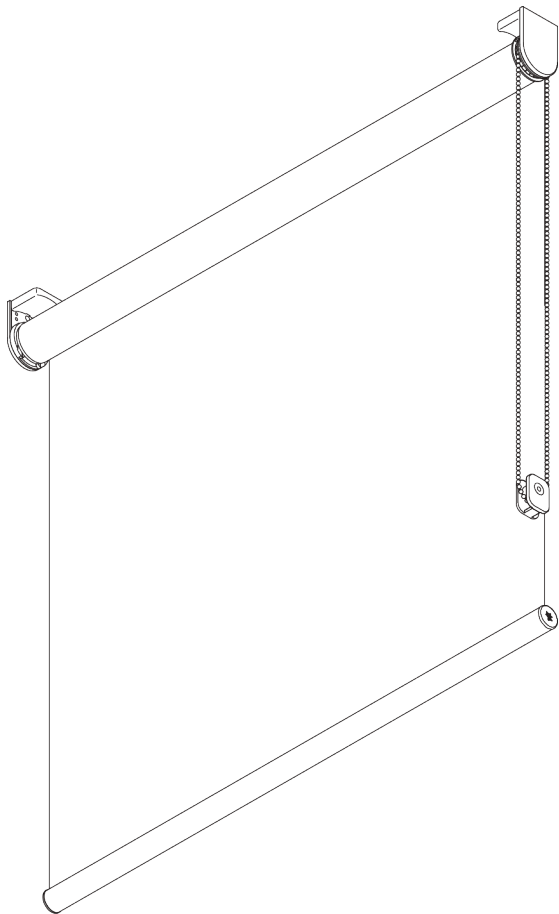



SG 4910



PRODUCT INFORMATION

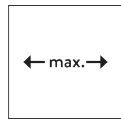
- **Operation:** chain
- **Range:** S - M
- **Fitting:** ceiling, wall, recess
- **Colours:** white RAL 9016, grey RAL 7035, black RAL 9005; special colours possible
- **Fabrics:** refer to Silent Gliss fabric collection

Features:

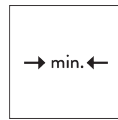
- Spring assisted, effortless operation
- 1-to-1 gear drive
- Stainless steel bead chain
- Click-in brackets
- Fascia, box, installation profile
- 03202611 controller

SYSTEM SPECIFICATIONS

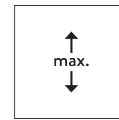
A. SYSTEM DIMENSIONS



2.4 m




25 cm*,
Fascia / Box: 60 cm
*25 - 60 cm only with
installation profile
SG 10534



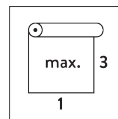
3 m



7.2 m²



3 kg



Recommended width /
height ratio
max. 1:3

Maximum system drop

Wall fitting (system drop on window side):

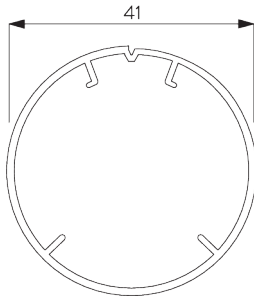
| | | | | | | | | | | | | | | | |
|------------------|----|------|------|------|------|------|------|------|------|------|------|------|------|------|------|
| Fabric thickness | mm | 0.15 | 0.20 | 0.25 | 0.30 | 0.35 | 0.40 | 0.45 | 0.50 | 0.55 | 0.60 | 0.65 | 0.70 | 0.75 | 0.80 |
| Max. system drop | cm | 300 | 300 | 300 | 300 | 300 | 300 | 300 | 300 | 300 | 290 | 270 | 250 | 230 | 220 |

Ceiling fitting / wall fitting (system drop on room side):

| | | | | | | | | | | | | | | | |
|------------------|----|------|------|------|------|------|------|------|------|------|------|------|------|------|------|
| Fabric thickness | mm | 0.15 | 0.20 | 0.25 | 0.30 | 0.35 | 0.40 | 0.45 | 0.50 | 0.55 | 0.60 | 0.65 | 0.70 | 0.75 | 0.80 |
| Max. system drop | cm | 300 | 300 | 300 | 300 | 300 | 300 | 300 | 300 | 300 | 300 | 300 | 300 | 300 | 280 |

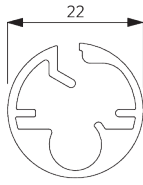
B. PROFILE

Profile information



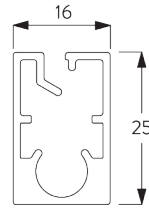
SG 10531

Tube \varnothing 41 mm



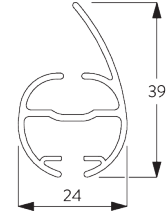
SG 10760

Bottom bar



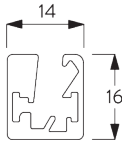
SG 10770

Bottom bar



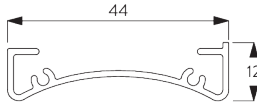
SG 4903

Bottom bar



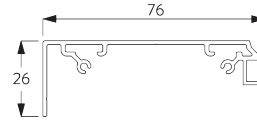
SG 11442

Bottom bar



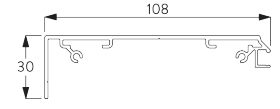
SG 10534

Installation profile



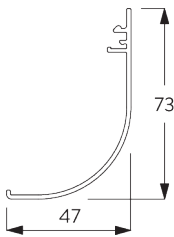
SG 11430

Installation profile fascia 73 mm



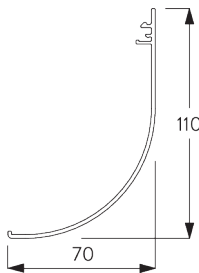
SG 11530

Installation profile fascia 110 mm



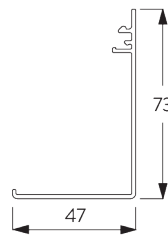
SG 11431

Fascia round 73 mm



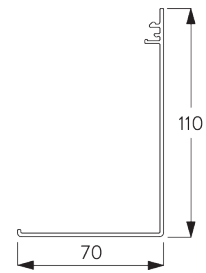
SG 11531

Fascia round 110 mm



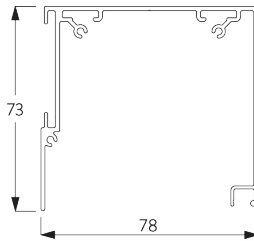
SG 11432

Fascia square 73 mm



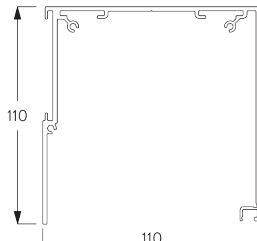
SG 11532

Fascia square 110 mm



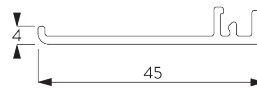
SG 11433

Box case 73 mm




SG 11533

Box case 110 mm



SG 11434

Box cover

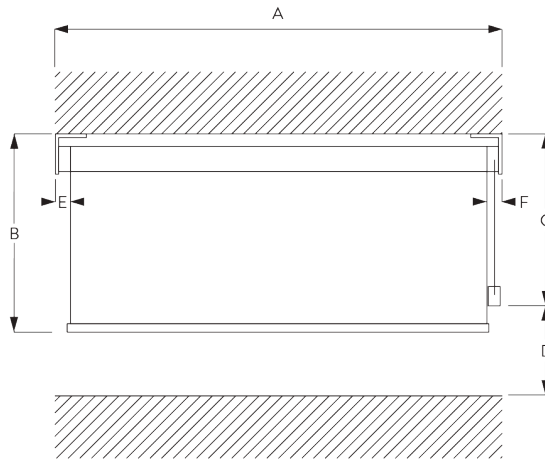


SG 11534

Box cover 110 mm

**C. HOW TO
MEASURE**

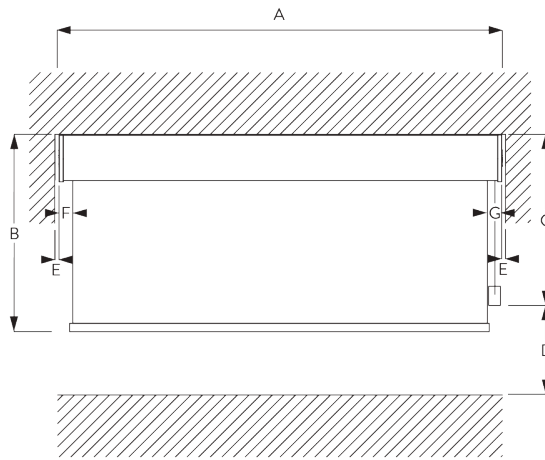
incl. bracket covers



- A: System width
- B: System height
- C: Chain height
- D: Safety Retainer SG 10731 min. 150 cm above floor
- E: Light gap: 13 mm
- F: Light gap operation side: 18 mm

Note:
All measurements include 2 mm for bracket cover per side!

Fascia / Box



- A: System width
- B: System height
- C: Chain height
- D: Safety Retainer SG 10731 min. 150 cm above floor
- E: Gap: min. 10 mm (when cover is used)
- F: Light gap: 15 mm
- G: Light gap operation side: 21 mm

FITTING

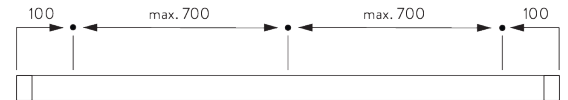
**A. FITTING
INFORMATION**

For detailed fitting information, visit the Silent Gliss website.

Fixing points

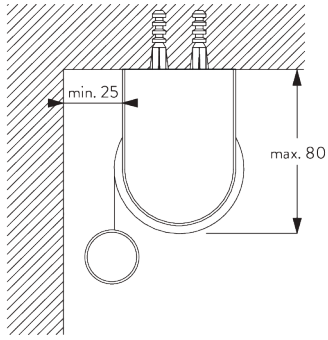


Brackets (wall / ceiling)

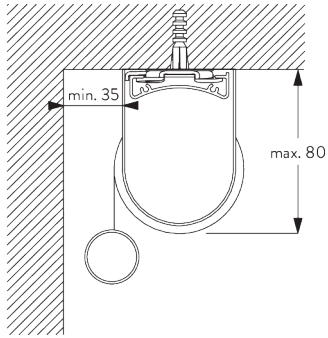


Fascia / box & installation profile SG 10534 (wall / ceiling)

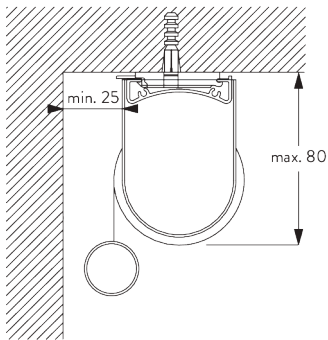
B. CEILING FITTING



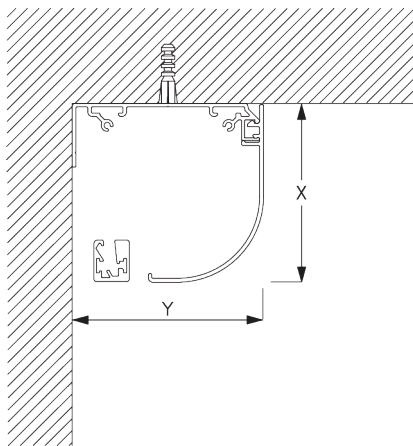
Brackets



Installation profile SG 10534 and clamps SG 3033 or SG 3044



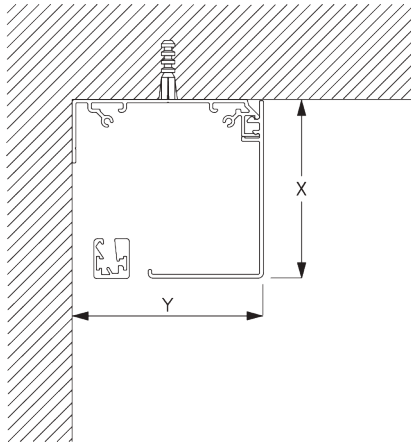
Installation profile SG 10534 and click bracket SG 10539



Fascia round

X = Fascia S 73 mm / Fascia L 110 mm

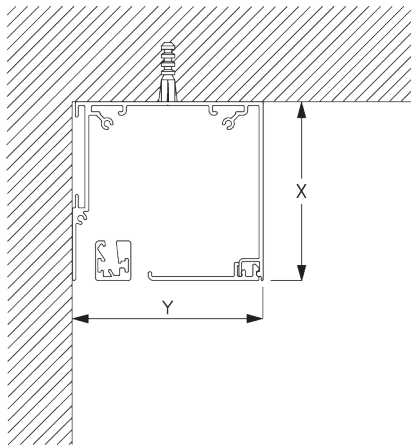
Y = Fascia S 78 mm / Fascia L 110 mm



Fascia square

X = Fascia S 73 mm / Fascia L 110 mm

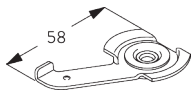
Y = Fascia S 78 mm / Fascia L 110 mm



Box

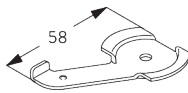
X = Box S 73 mm / Box L 110 mm

Y = Box S 78 mm / Box L 110 mm



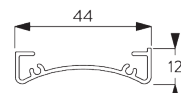
SG 3033

Clamp



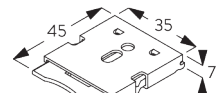
SG 3044

Clamp



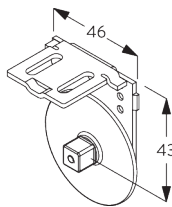
SG 10534

Installation profile



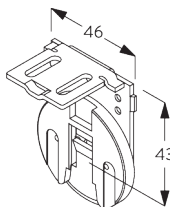
SG 10539

Bracket



SG 10542

Bracket



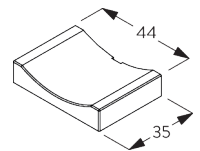
SG 10543

Bracket



SG 10574

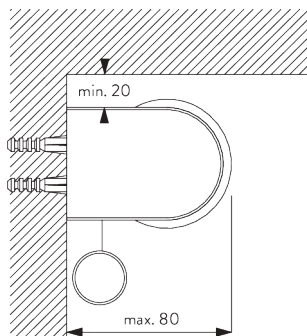
Bracket cover



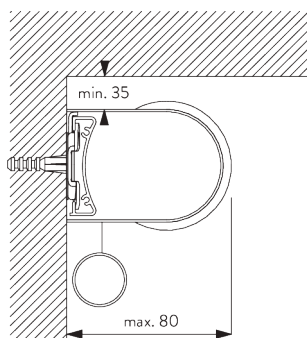
SG 10575

Bracket cover

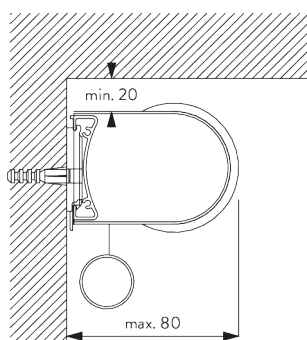
C. WALL FITTING



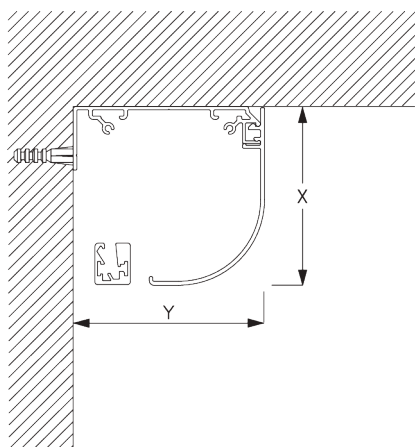
Brackets



Installation profile SG 10534 and clamps SG 3033 or SG 3044



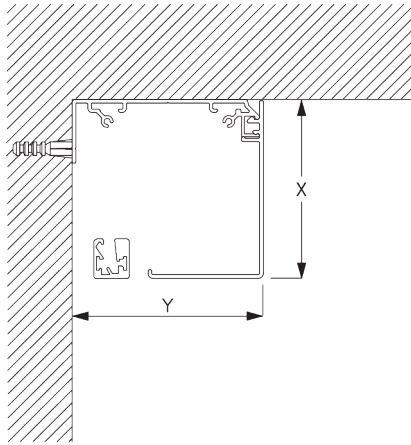
Installation profile SG 10534 and click bracket SG 10539



Fascia round

X = Fascia S 73 mm / Fascia L 110 mm

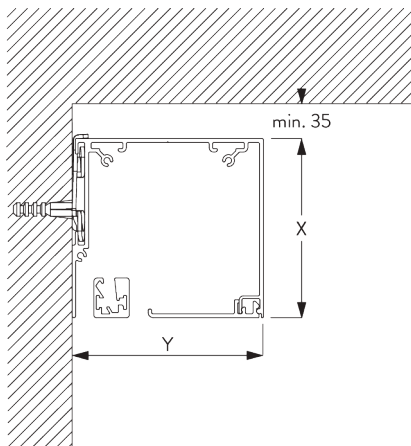
Y = Fascia S 78 mm / Fascia L 110 mm



Fascia square

X = Fascia S 73 mm / Fascia L 110 mm

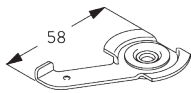
Y = Fascia S 78 mm / Fascia L 110 mm



Box S and clamp SG 3044 / Box L and clamp SG 1180

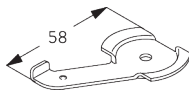
X = Box S 73 mm / Box L 110 mm

Y = Box S 78 mm / Box L 110 mm



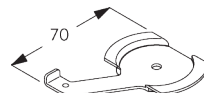
SG 3033

Clamp



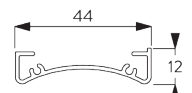
SG 3044

Clamp



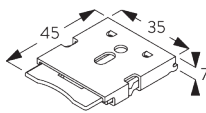
SG 1180

Clamp



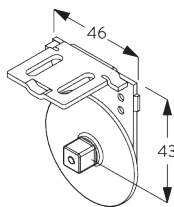
SG 10534

Installation profile



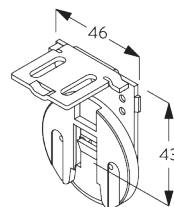
SG 10539

Bracket



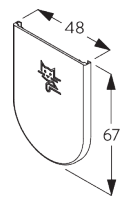
SG 10542

Bracket



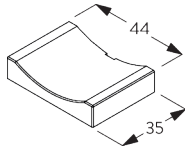
SG 10543

Bracket



SG 10574

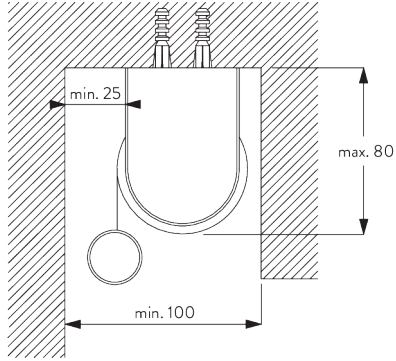
Bracket cover



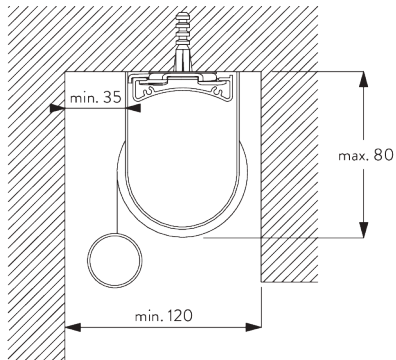
SG 10575

Bracket cover

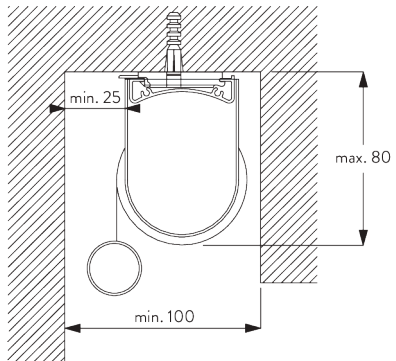
D. RECESS FITTING



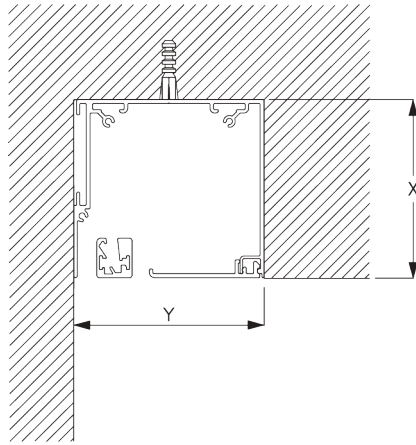
Brackets



Installation profile SG 10534 and clamps SG 3033 or SG 3044



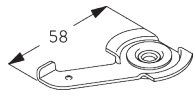
Installation profile SG 10534 and click bracket SG 10539



Box

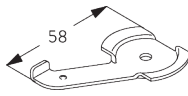
X = Box S 73 mm / Box L 110 mm

Y = Box S min. 79 mm / Box L min. 111 mm



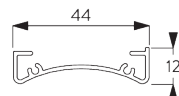
SG 3033

Clamp



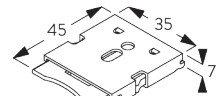
SG 3044

Clamp



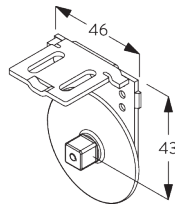
SG 10534

Installation profile



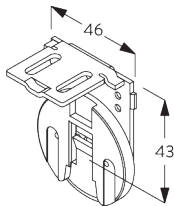
SG 10539

Bracket



SG 10542

Bracket



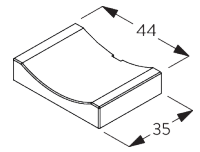
SG 10543

Bracket



SG 10574

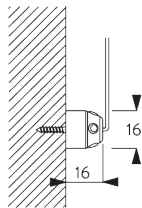
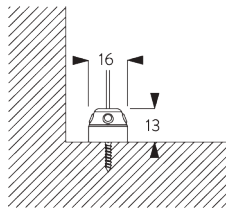
Bracket cover



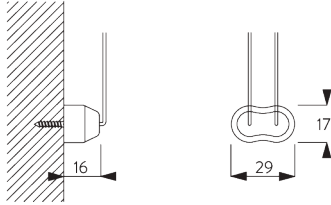
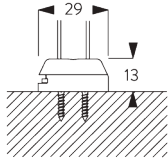
SG 10575

Bracket cover

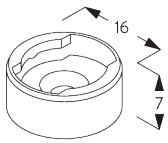
**E. FITTING WITH
SIDE GUIDE
OPTION**



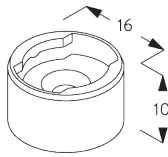
Single system



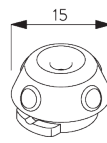
Double system (side-by-side installation)



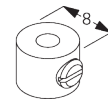
SG 8235
Side guide wire base short



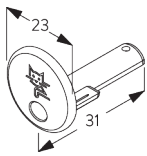
SG 8236
Side guide wire base long



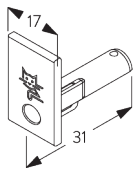
SG 8237
Side guide wire holder



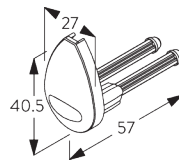
SG 8249
Side guide device



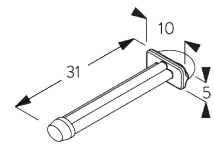
SG 10762
Side guide end cover



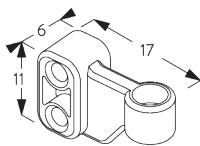
SG 10772
Side guide end cover



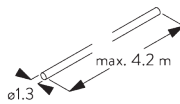
SG 4944
Side guide end cover



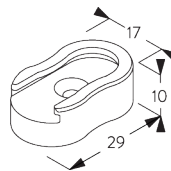
SG 10641
Side guide eyelet



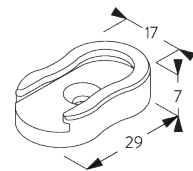
SG 10642
Side guide wire holder



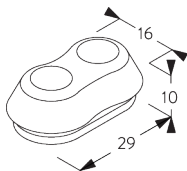
SG 10643
Side guide wire ø 1.3 mm x 4.2 m



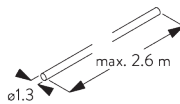
SG 10669
Side guide double base long



SG 10673
Side guide double base short



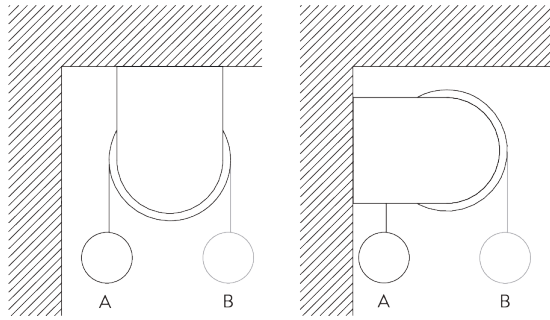
SG 10701
Side guide double wire holder



SG 10706
Side guide wire ø 1.3 mm x 2.6 m

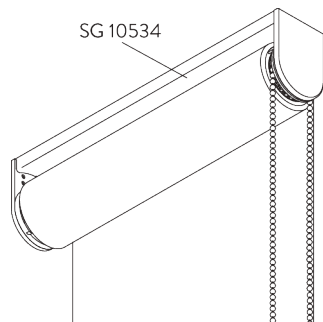
SYSTEM OPTIONS

A. FABRIC ROLL-OFF

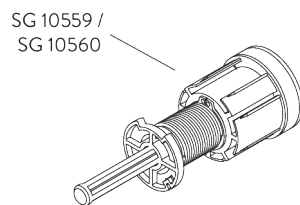


A: Fabric roll-off window side (standard)
B: Fabric roll-off room side (option)

B. INSTALLATION PROFILE

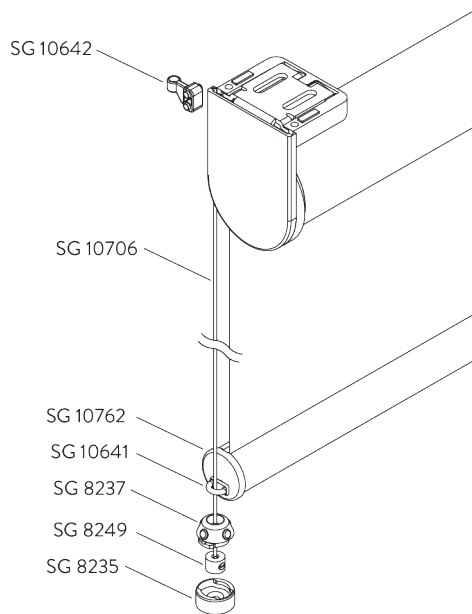


C. ADJUSTABLE END STOP



Setting of upper or lower end position.

D. SIDE GUIDES



Additional parts:

- 2x SG 8235 Side guide wire base short
- 2x SG 8237 Side guide wire holder
- 2x SG 8249 Side guide device
- 2x SG 10762 Side guide end cover round
- 2x SG 10641 Side guide eyelet
- 2x SG 10642 Side guide wire holder
- 2x SG 10706 Side guide wire \varnothing 1.3 mm x 2.6 m

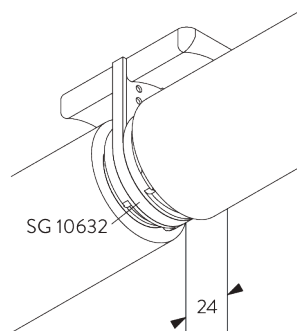
Optional parts:

- 2x SG 8236 Side guide wire base long
- 2x SG 10772 Side guide end cover square
- 2x SG 10643 Side guide wire \varnothing 1.3 mm x 4.2 m
- 1x SG 10669 Side guide double base long
- 1x SG 10673 Side guide double base short
- 1x SG 10701 Side guide double wire holder

Note:

- Light gaps increase when side-guide option is used
- Up to 15° from vertical

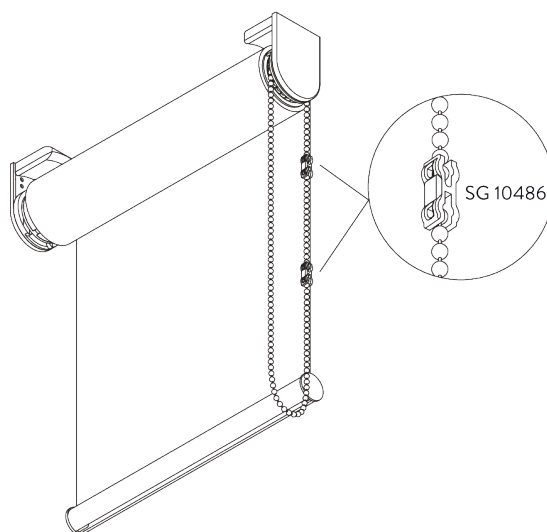
E. TWO SINGLE SYSTEMS SIDE-BY-SIDE



Additional parts:

- 1x SG 10632 Connection bracket cover

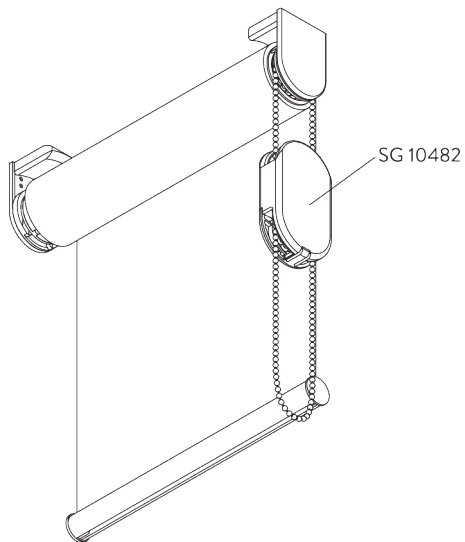
F. CHILD SAFETY



The chain break connector SG 10486 releases the chain should the pulling force exceed 6 kg.

Note:

- System to be installed so chain loop ends at least 60 cm above floor.

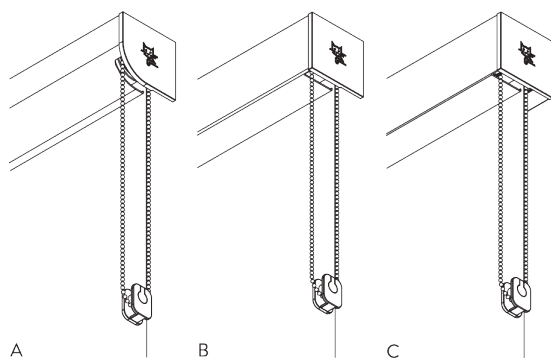


The child safety device SG 10482 releases the chain should the pulling force exceed 6 kg.

Note:

- System to be installed so chain loop of child safety device ends at least 60 cm above floor.

G. FASCIA / BOX



- A: Fascia round
- B: Fascia square
- C: Box

Size:

- S: 78 x 73 mm
- L: 110 x 110 mm

Note:

- Only applicable with bottom bar SG 11442

PARTS

A. STANDARD PARTS



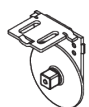
SG 4226
Double tape 30 mm



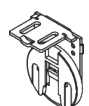
SG 10530
Bead chain metal ø 4 mm



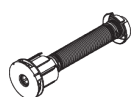
SG 10531
Tube ø 41 mm



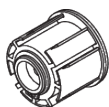
SG 10542
Bracket



SG 10543
Bracket



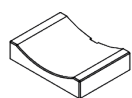
SG 10547
Spring C left, 641 mm



SG 10556
Tube adapter



SG 10574
Bracket cover



SG 10575
Bracket cover



SG 10668
PVC strip 10 mm



SG 10731
Child safety retainer set



SG 10760
Bottom bar



SG 10761
End cover

B. OPTIONAL PARTS



SG 3033
Clamp



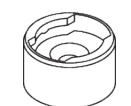
SG 3044
Clamp



SG 4903
Bottom bar



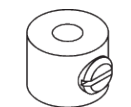
SG 8235
Side guide wire base short



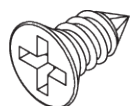
SG 8236
Side guide wire base long



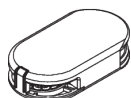
SG 8237
Side guide wire holder



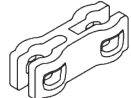
SG 8249
Side guide device



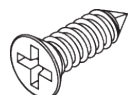
SG 10139
Countersunk screw 2.9x6.5



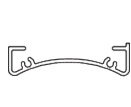
SG 10482
Child safety device set metal chain ø 4.0 mm



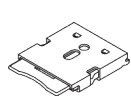
SG 10486
Child safety chain break connector set



SG 10498
Countersunk screw 2.9x9.5



SG 10534
Installation profile



SG 10539
Bracket



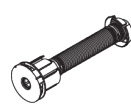
SG 10545
Spring A left, 420 mm



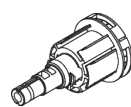
SG 10546
Spring B left, 487 mm



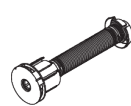
SG 10548
Spring D left, 721 mm



SG 10549
Spring E left, 824 mm



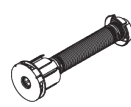
SG 10550
Chain drive




SG 10551
Spring A right, 420 mm



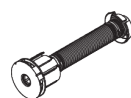
SG 10552
Spring B right, 487 mm



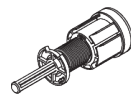
SG 10553
Spring C right, 641 mm



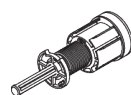
SG 10554
Spring D right, 721 mm



SG 10555
Spring E right, 824 mm



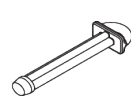
SG 10559
End stop left threads



SG 10560
End stop right threads



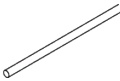



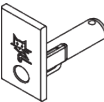



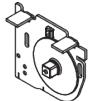
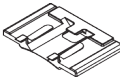

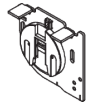

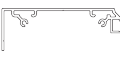
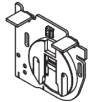






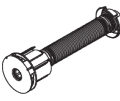
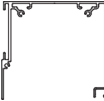



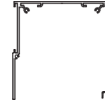



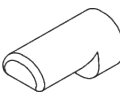


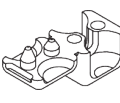








SG 10632
Connection bracket cover

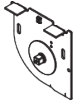


SG 10641
Side guide eyelet



SG 10642
Side guide wire holder

| | | | | | |
|---|---|---|--|---|---|
|  | SG 10643 Side guide wire \varnothing 1.3 mm x 4.2 m |  | SG 10771 End cover |  | SG 11443 End cover |
|  | SG 10669 Side guide double base long |  | SG 10772 Side guide end cover |  | SG 11446 Bracket left 73 mm |
|  | SG 10673 Side guide double base short |  | SG 11178 End cover |  | SG 11447 Bracket right 73 mm |
|  | SG 10690 Spacer |  | SG 11180 Clamp |  | SG 11448 Bracket left 73 mm |
|  | SG 10697 Spring F left, 921 mm |  | SG 11430 Installation profile fascia 73 mm |  | SG 11449 Bracket right 73 mm |
|  | SG 10698 Spring G left, 921 mm |  | SG 11431 Fascia round 73 mm |  | SG 11530 Installation profile fascia 110 mm |
|  | SG 10699 Spring F right, 921 mm |  | SG 11432 Fascia square 73 mm |  | SG 11531 Fascia round 110 mm |
|  | SG 10700 Spring G right, 921 mm |  | SG 11433 Box case 73 mm |  | SG 11532 Fascia square 110 mm |
|  | SG 10701 Side guide double wire holder |  | SG 11434 Box cover |  | SG 11533 Box case 110 mm |
|  | SG 10706 Side guide wire \varnothing 1.3 mm x 2.6 m |  | SG 11437 Bracket cover round left 73 mm |  | SG 11534 Box cover 110 mm |
|  | SG 10707 End stop |  | SG 11438 Bracket cover round right 73 mm |  | SG 11537 Bracket cover round left 110 mm |
|  | SG 10709 Chain stop for \varnothing 4 mm chain |  | SG 11439 Bracket cover square left 73 mm |  | SG 11538 Bracket cover round right 110 mm |
|  | SG 10762 Side guide end cover |  | SG 11440 Bracket cover square right 73 mm |  | SG 11539 Bracket cover square left 110 mm |
|  | SG 10770 Bottom bar |  | SG 11442 Bottom bar |  | SG 11540 Bracket cover square right 110 mm |



SG 11546

Bracket left 110 mm



SG 11547

Bracket right 110 mm



SG 11548

Bracket left 110 mm



SG 11549

Bracket right 110 mm
