


# DIM-OUT BLIND SYSTEMS



# GENERAL NOTES

## **Dimensions**

- Measurements are in mm except where indicated.
- Max. kg relates to fabric incl. accessories (bottom bars, etc.).







## **Fitting**

- Installation by qualified fitter only.
- Number of brackets and fitting positions / fixing points vary depending on fitting surface, system weight, fabric make-up, screw / fixing type and obstacles.
- Qualified fitter must use appropriate screws / fixings for each situation.
- Profile lip if applicable to be installed to room side.
- Electrical installations must be carried out according to Silent Gliss wiring diagrams and conform to local regulations.
- Check space for cables and plugs!

## **Child Safety**

- All relevant Silent Gliss systems correspond to child safety EN 13120.
- All parties involved must comply with EN 13120.

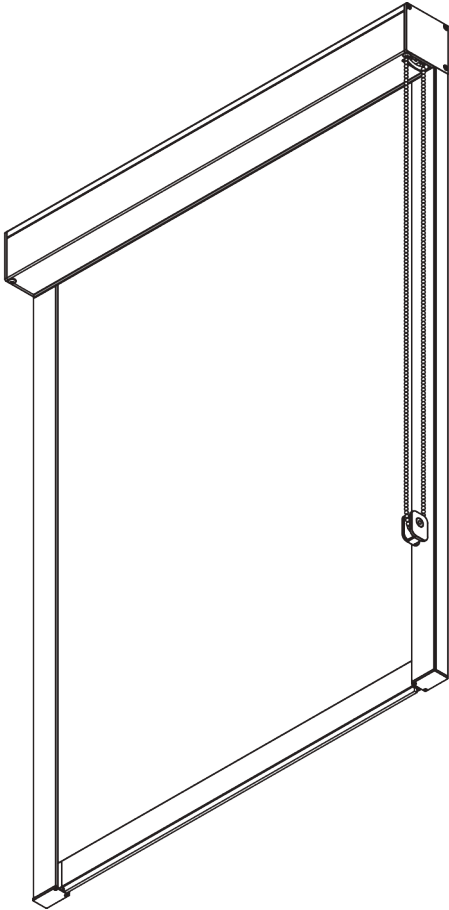

# APPLICATION CHART

<u>PAGE</u>	<u>SYSTEM</u>	<u>OPERATION</u>	<u>DIMENSION</u>	← max. →	↑ max. ↓	kg <sub>max.</sub>
5	<b>SG 4710</b>		S	1.6 m	1.6 m	2 kg
13	<b>SG 4730</b>		M	2.2 m	2.4 m	3.7 kg
21	<b>SG 4740</b>		L	3 m	3 m	6 kg
29	<b>SG 4760</b>		S	1.6 m	1.6 m	2 kg
39	<b>SG 4770</b>		M	2.2 m	2.4 m	3.7 kg
49	<b>SG 4780</b>		L	3 m	3 m	6 kg



# SG 4710

---



## PRODUCT INFORMATION

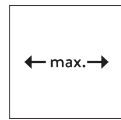
- **Operation:** chain
- **Range:** S
- **Fitting:** ceiling, wall, recess
- **Colours:** white RAL 9016 or black RAL 9005, special colours possible
- **Fabrics:** refer to Silent Gliss fabric collection

### **Features:**

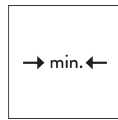
- Zip technology
- Stainless steel bead chain
- 2-to-1 gear drive
- 40 mm side channel, pre-drilled fixing points

# SYSTEM SPECIFICATIONS

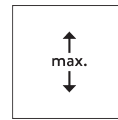
## A. SYSTEM DIMENSIONS



1.6 m



65 cm



1.6 m



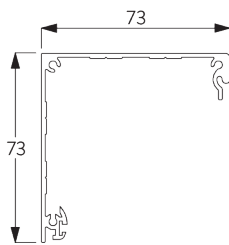
2.5 m<sup>2</sup>



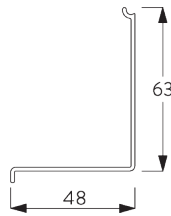
2 kg

## B. PROFILE

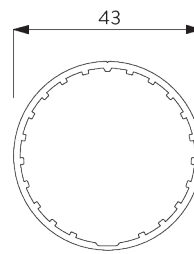
### Profile information



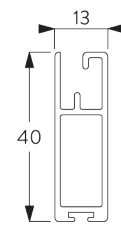
**SG 10994**  
Box case 73 mm



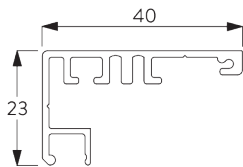
**SG 10995**  
Box cover 73 mm



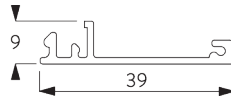
**SG 10532**  
Tube ø 43 mm



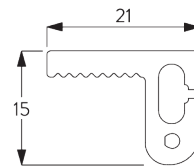
**SG 10993**  
Bottom bar



**SG 11418**  
Side guide case



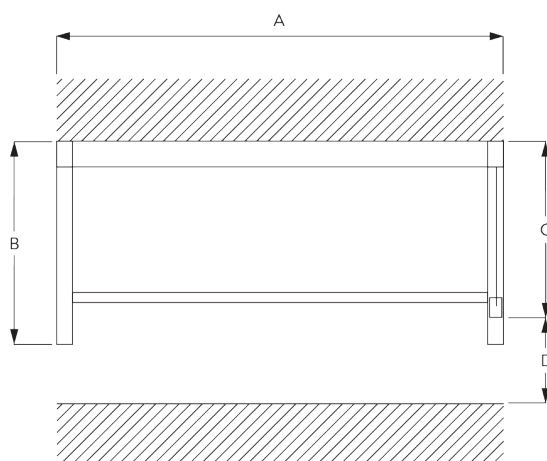
**SG 11419**  
Side guide cover



**SG 11421**  
Zip profile

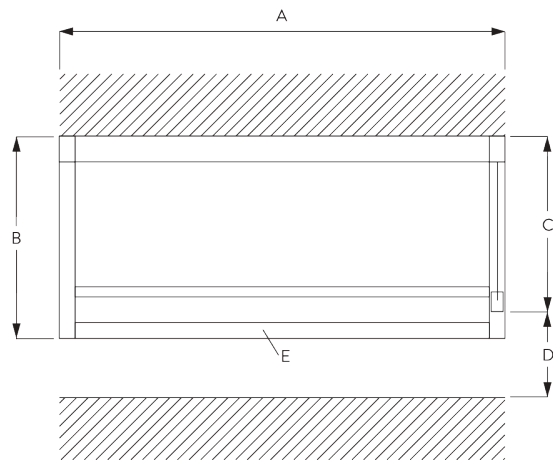
## C. HOW TO MEASURE

### Inside fitting



- A: System width
- B: System height
- C: Chain height
- D: Safety Retainer SG 10731 min. 150 cm above floor

## Face fitting



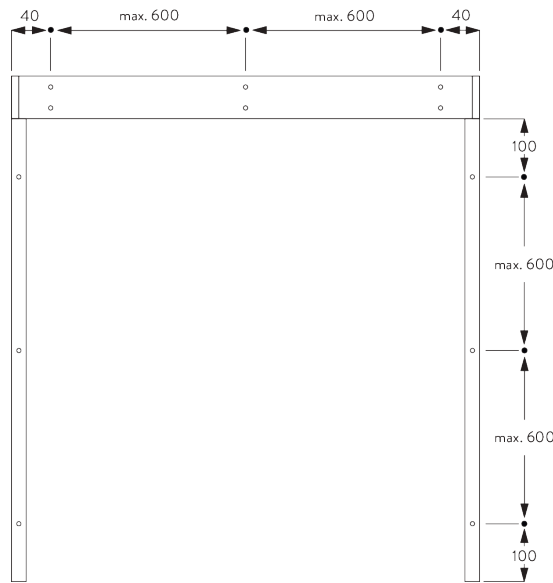
- A: System width
- B: System height
- C: Chain height
- D: Safety Retainer SG 10731 min. 150 cm above floor
- E: Optional: end profile (SG 11418 / SG 11419)

# FITTING

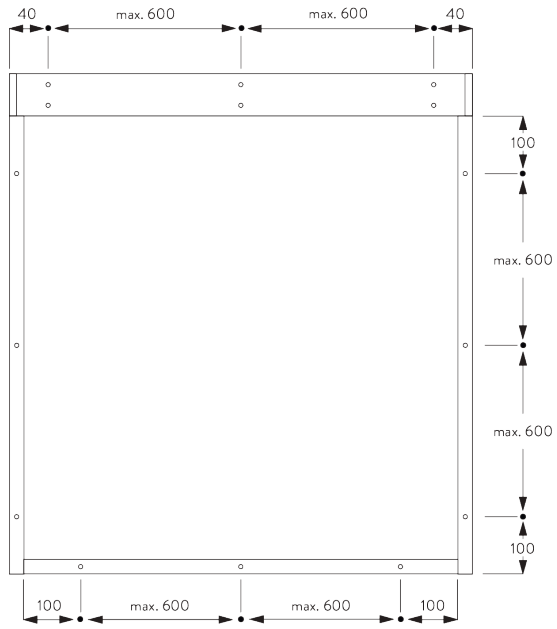
## A. FITTING INFORMATION

For detailed fitting information, visit the [Silent Gliss website](#).

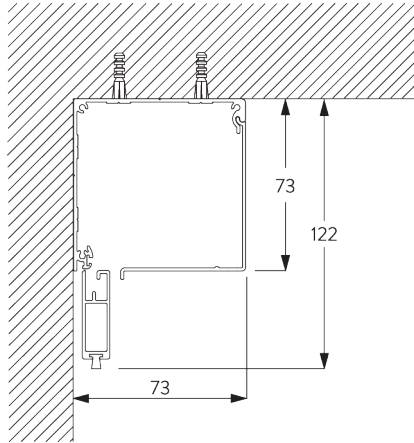
### Inside fitting - fixing points



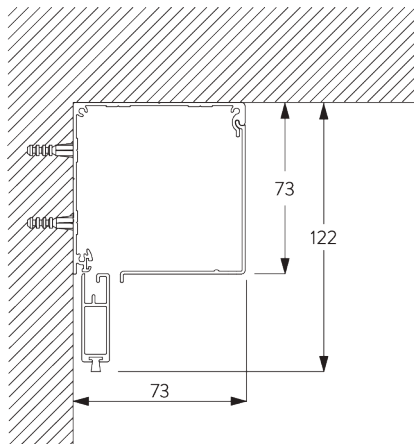
**Face fitting - fixing points**



**B. CEILING FITTING**

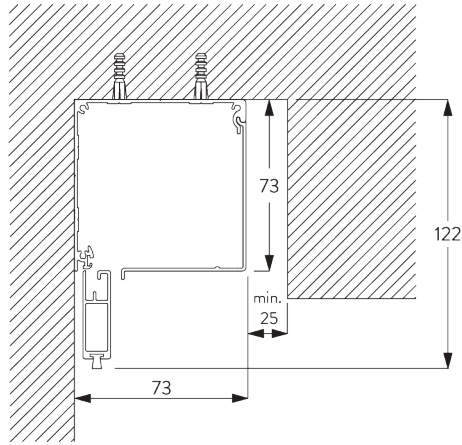


**C. WALL FITTING**



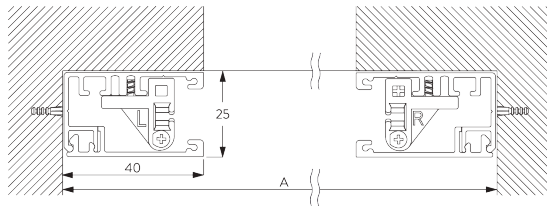


**D. RECESS FITTING**



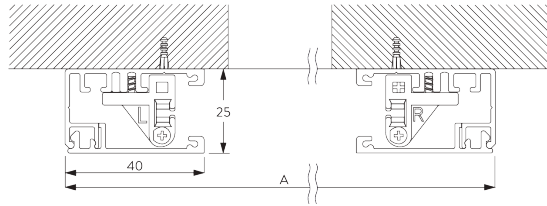
**E. SIDE PROFILES**  
**SG 11418 / SG 11419**

**Inside fitting**



A: System width

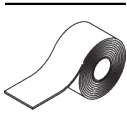
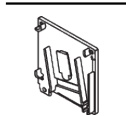
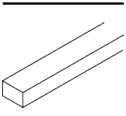
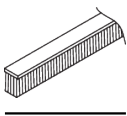
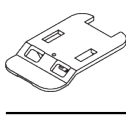
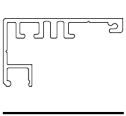
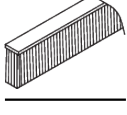
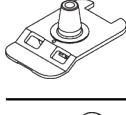
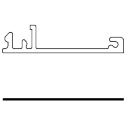
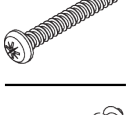
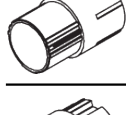
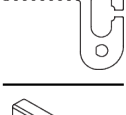
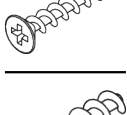
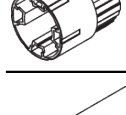
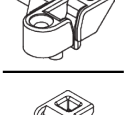
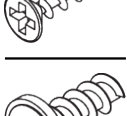
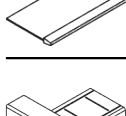
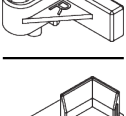
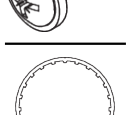
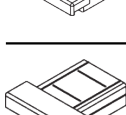
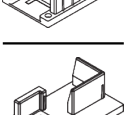
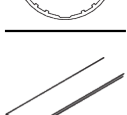
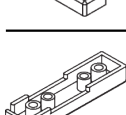
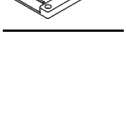
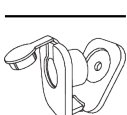
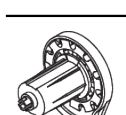
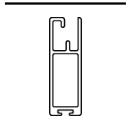
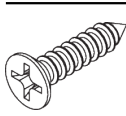
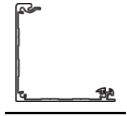
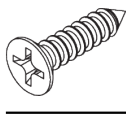
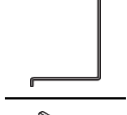
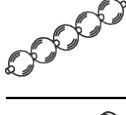




**Face fitting**



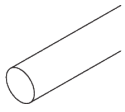
A: System width

# PARTS

## A. STANDARD PARTS

	<b>SG 4226</b> Double tape 30 mm		<b>SG 11005</b> End cover right 73 mm		<b>SG 11060</b> Foam tape adhesive
	<b>SG 4508</b> Brush 5x7 mm		<b>SG 11010</b> Clip		<b>SG 11418</b> Side guide case
	<b>SG 4509</b> Brush 5x12 mm		<b>SG 11011</b> Clip		<b>SG 11419</b> Side guide cover
	<b>SG 6791</b> Pan head screw 3.9x32		<b>SG 11014</b> Tube adapter		<b>SG 11421</b> Zip profile
	<b>SG 6933</b> PT Countersunk screw KA25x16		<b>SG 11015</b> Tube adapter		<b>SG 11473</b> Zip guide left
	<b>SG 6936</b> PT Countersunk screw KA22x10		<b>SG 11025</b> Zip		<b>SG 11474</b> Zip guide right
	<b>SG 6942</b> Pan head screw KA30x8		<b>SG 11028</b> End cover left		<b>SG 11475</b> Side guide end cover left
	<b>SG 10532</b> Tube ø 43 mm		<b>SG 11029</b> End cover right		<b>SG 11476</b> Side guide end cover right
	<b>SG 10668</b> PVC strip 10 mm		<b>SG 11030</b> Cover		
	<b>SG 10731</b> Child safety retainer set		<b>SG 11031</b> Chain drive		
	<b>SG 10993</b> Bottom bar		<b>SG 11034</b> Countersunk head screw 3.5x16		
	<b>SG 10994</b> Box case 73 mm		<b>SG 11035</b> Countersunk head screw 2.2x9.5		
	<b>SG 10995</b> Box cover 73 mm		<b>SG 11040</b> Bead chain ø 4.5 mm		
	<b>SG 11004</b> End cover left 73 mm		<b>SG 11059</b> Pan head screw with flange M4x12		

## **B. OPTIONAL PARTS**



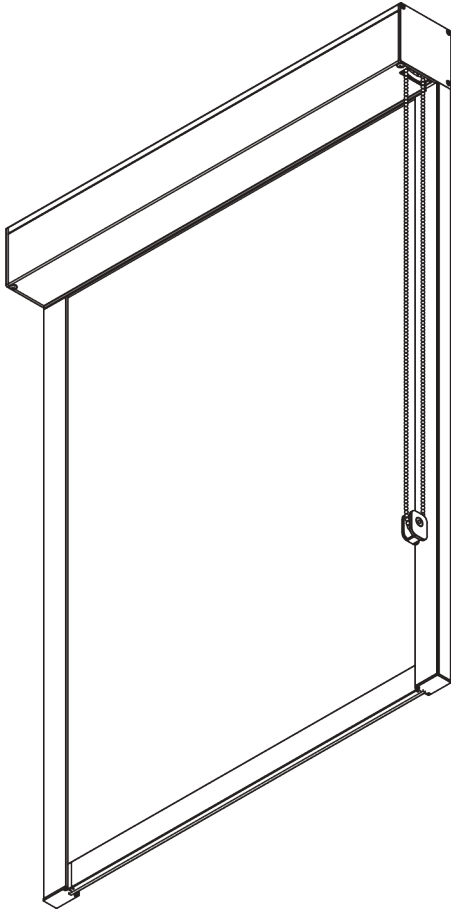

**SG 4951**

*Bottom weight ø 8 mm*



# SG 4730

---



## PRODUCT INFORMATION

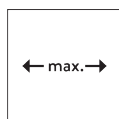
- **Operation:** chain
- **Range:** M
- **Fitting:** ceiling, wall, recess
- **Colours:** white RAL 9016 or black RAL 9005, special colours possible
- **Fabrics:** refer to Silent Gliss fabric collection

### **Features:**

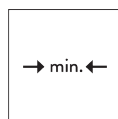
- Zip technology
- Stainless steel bead chain
- 2-to-1 gear drive
- 40 mm side channel, pre-drilled fixing points

# SYSTEM SPECIFICATIONS

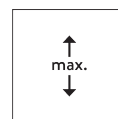
## A. SYSTEM DIMENSIONS



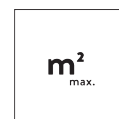
2.2 m



65 cm



2.4 m



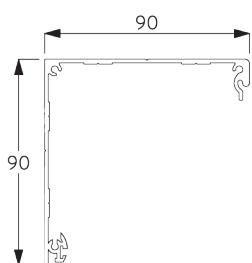
5.3 m<sup>2</sup>



3.7 kg

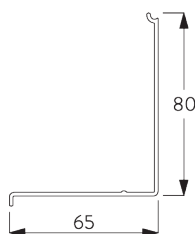
## B. PROFILE

### Profile information



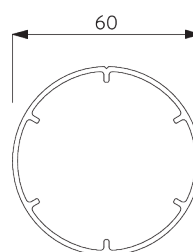
**SG 10996**

Box case 90 mm



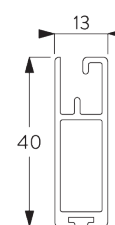
**SG 10997**

Box cover 90 mm



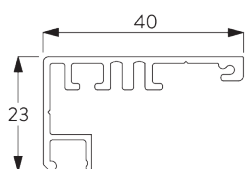
**SG 11037**

Tube ø 60 mm



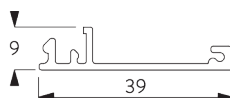
**SG 10993**

Bottom bar



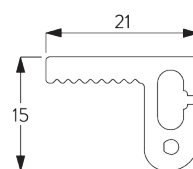
**SG 11418**

Side guide case



**SG 11419**

Side guide cover

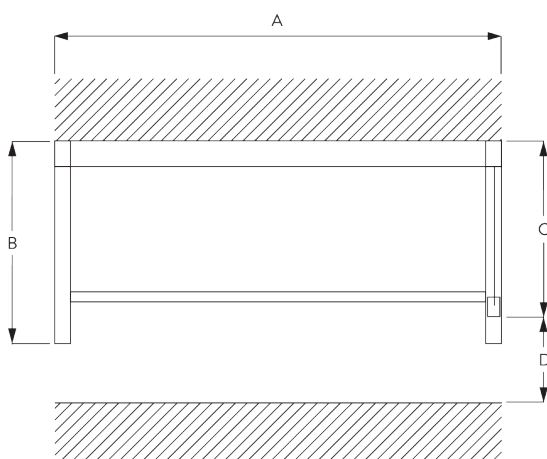


**SG 11421**

Zip profile

## C. HOW TO MEASURE

### Inside fitting



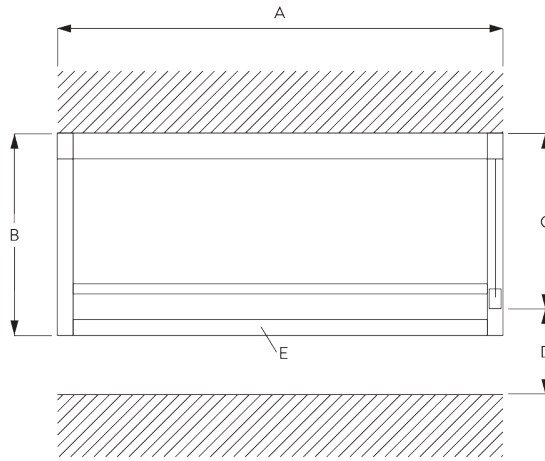
A: System width

B: System height

C: Chain height

D: Safety Retainer SG 10731 min. 150 cm above floor

## Face fitting



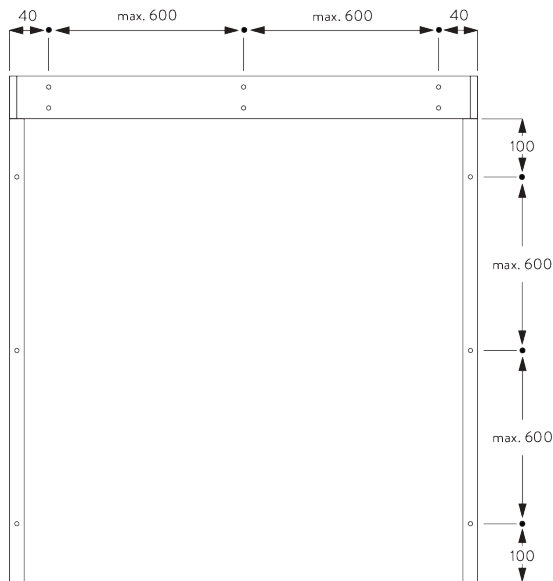
- A: System width
- B: System height
- C: Chain height
- D: Safety Retainer SG 10731 min. 150 cm above floor
- E: Optional: end profile (SG 11418 / SG 11419)

# FITTING

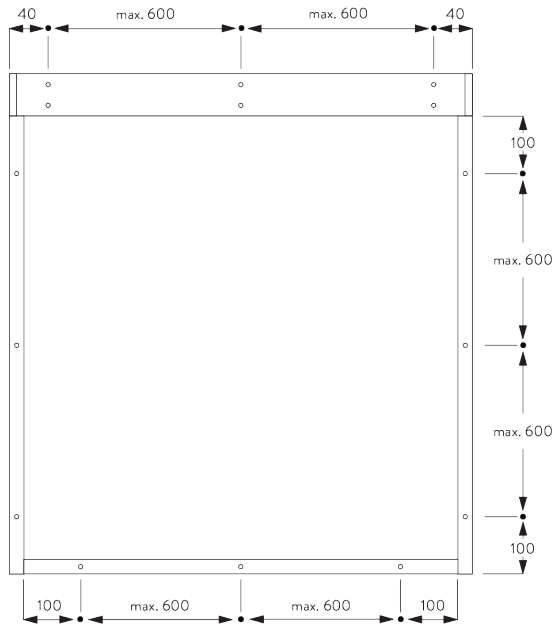
## A. FITTING INFORMATION

For detailed fitting information, visit the [Silent Gliss website](#).

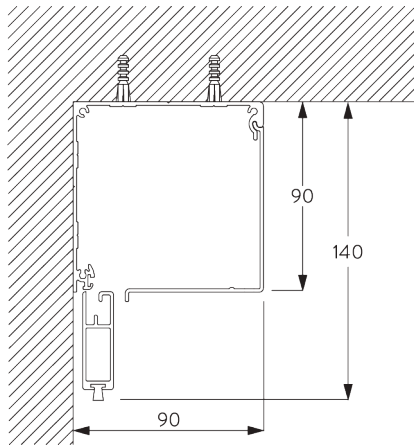
### Inside fitting - fixing points



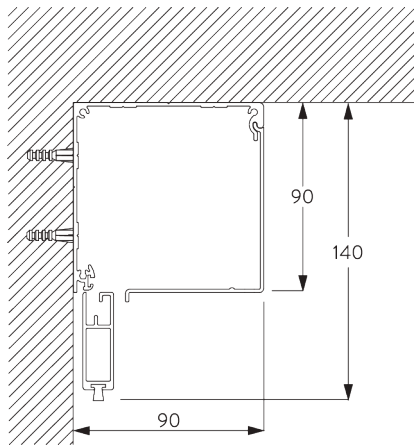
## Face fitting - fixing points



## B. CEILING FITTING

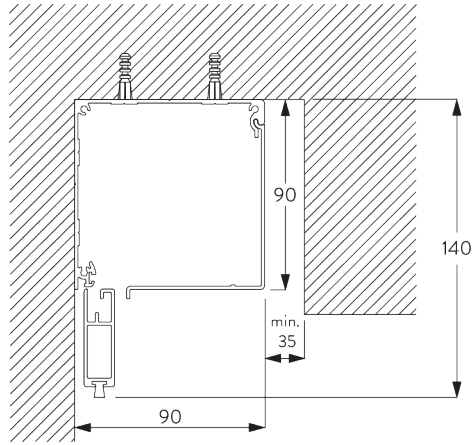


## C. WALL FITTING



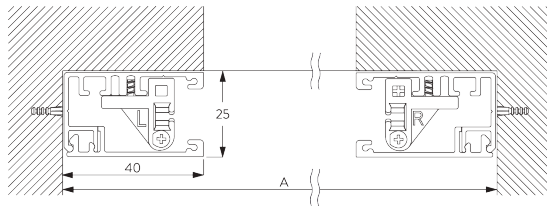


**D. RECESS FITTING**



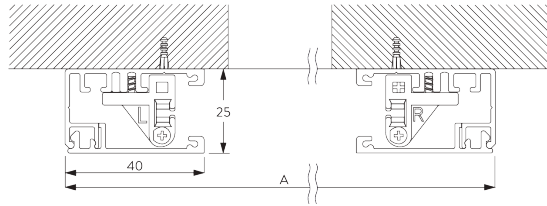
**E. SIDE PROFILES**  
**SG 11418 / SG 11419**

**Inside fitting**



A: System width

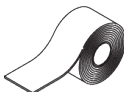

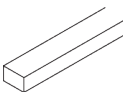
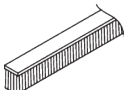

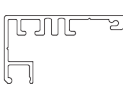
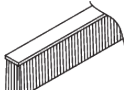





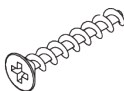
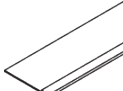
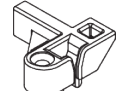

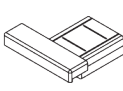


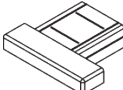
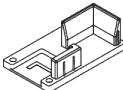
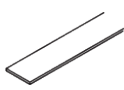
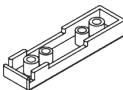
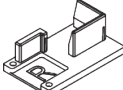


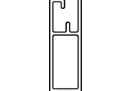




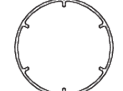
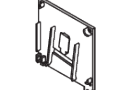

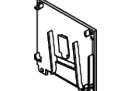

**Face fitting**



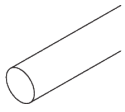
A: System width

# PARTS

## A. STANDARD PARTS

	<b>SG 4226</b> Double tape 30 mm		<b>SG 11011</b> Clip		<b>SG 11060</b> Foam tape adhesive
	<b>SG 4508</b> Brush 5x7 mm		<b>SG 11012</b> Clip		<b>SG 11418</b> Side guide case
	<b>SG 4509</b> Brush 5x12 mm		<b>SG 11017</b> Tube adapter		<b>SG 11419</b> Side guide cover
	<b>SG 6791</b> Pan head screw 3.9x32		<b>SG 11018</b> Tube adapter		<b>SG 11421</b> Zip profile
	<b>SG 6933</b> PT Countersunk screw KA25x16		<b>SG 11025</b> Zip		<b>SG 11473</b> Zip guide left
	<b>SG 6936</b> PT Countersunk screw KA22x10		<b>SG 11028</b> End cover left		<b>SG 11474</b> Zip guide right
	<b>SG 6942</b> Pan head screw KA30x8		<b>SG 11029</b> End cover right		<b>SG 11475</b> Side guide end cover left
	<b>SG 10668</b> PVC strip 10 mm		<b>SG 11030</b> Cover		<b>SG 11476</b> Side guide end cover right
	<b>SG 10731</b> Child safety retainer set		<b>SG 11032</b> Chain drive		
	<b>SG 10993</b> Bottom bar		<b>SG 11034</b> Countersunk head screw 3.5x16		
	<b>SG 10996</b> Box case 90 mm		<b>SG 11035</b> Countersunk head screw 2.2x9.5		
	<b>SG 10997</b> Box cover 90 mm		<b>SG 11037</b> Tube ø 60 mm		
	<b>SG 11006</b> End cover left 90 mm		<b>SG 11040</b> Bead chain ø 4.5 mm		
	<b>SG 11007</b> End cover right 90 mm		<b>SG 11059</b> Pan head screw with flange M4x12		

## **B. OPTIONAL PARTS**



**SG 4951**

*Bottom weight ø 8 mm*



**SG 11050**

*Spring left*



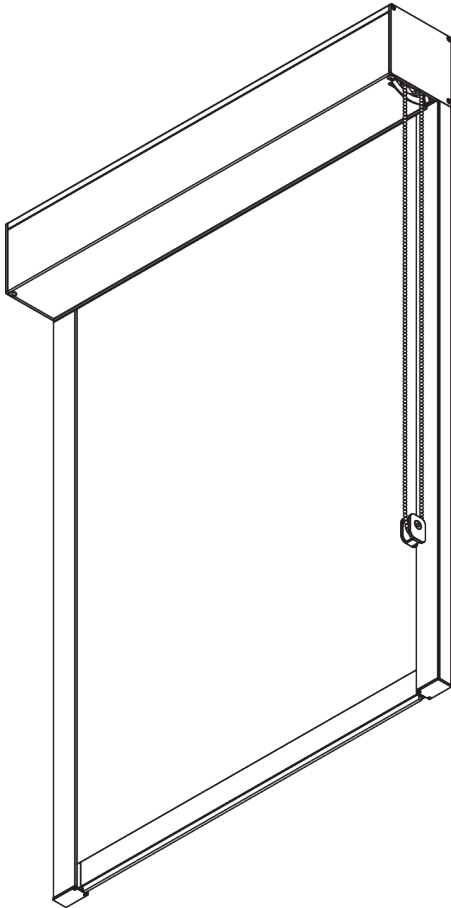

**SG 11051**

*Spring right*



# SG 4740

---



## PRODUCT INFORMATION

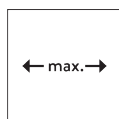
- **Operation:** chain
- **Range:** L
- **Fitting:** ceiling, wall, recess
- **Colours:** white RAL 9016 or black RAL 9005, special colours possible
- **Fabrics:** refer to Silent Gliss fabric collection

### **Features:**

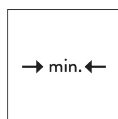
- Zip technology
- Stainless steel bead chain
- 2-to-1 gear drive
- 40 mm side channel, pre-drilled fixing points

# SYSTEM SPECIFICATIONS

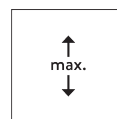
## A. SYSTEM DIMENSIONS



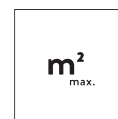
3 m



65 cm



3 m



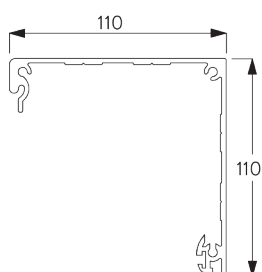
9 m<sup>2</sup>



6 kg

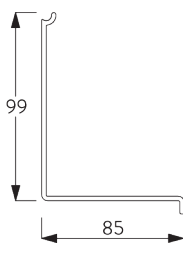
## B. PROFILE

### Profile information



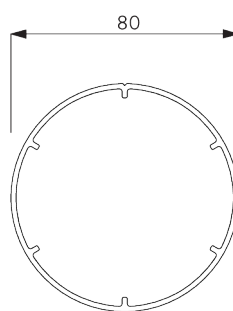
**SG 10998**

Box case 110 mm



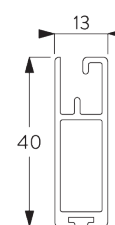
**SG 10999**

Box cover 110 mm



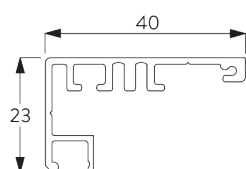
**SG 11003**

Tube ø 80 mm



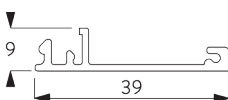
**SG 10993**

Bottom bar



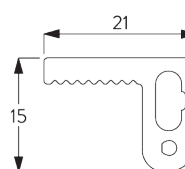
**SG 11418**

Side guide case



**SG 11419**

Side guide cover

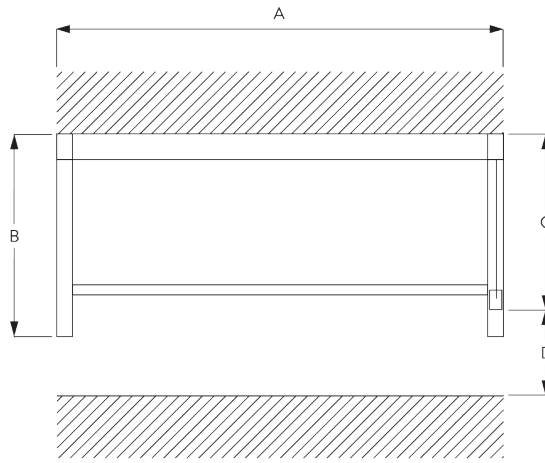


**SG 11421**

Zip profile

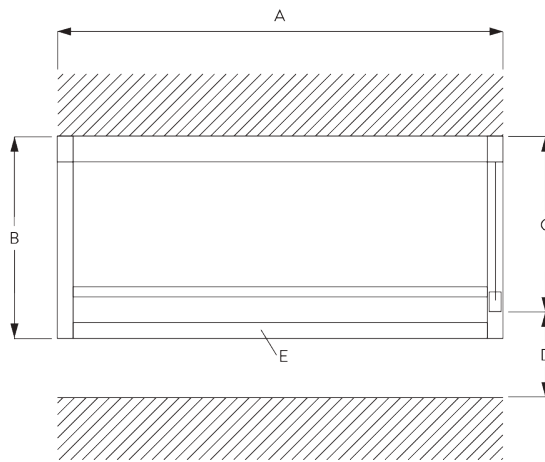
**C. HOW TO  
MEASURE**

**Inside fitting**



- A: System width
- B: System height
- C: Chain height
- D: Safety Retainer SG 10731 min. 150 cm above floor

**Face fitting**



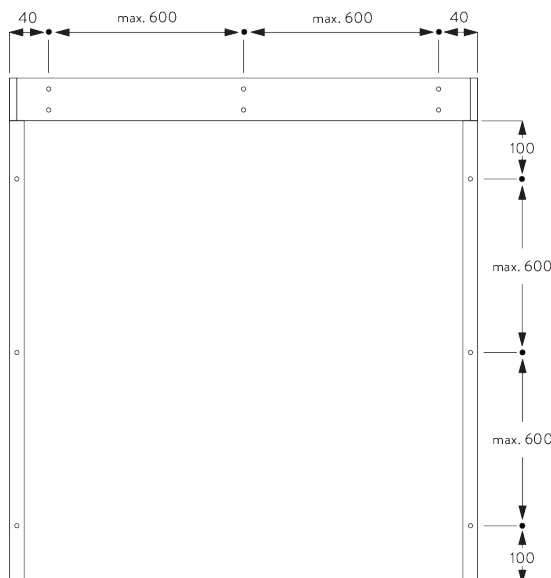
- A: System width
- B: System height
- C: Chain height
- D: Safety Retainer SG 10731 min. 150 cm above floor
- E: Optional: end profile (SG 11418 / SG 11419)

# FITTING

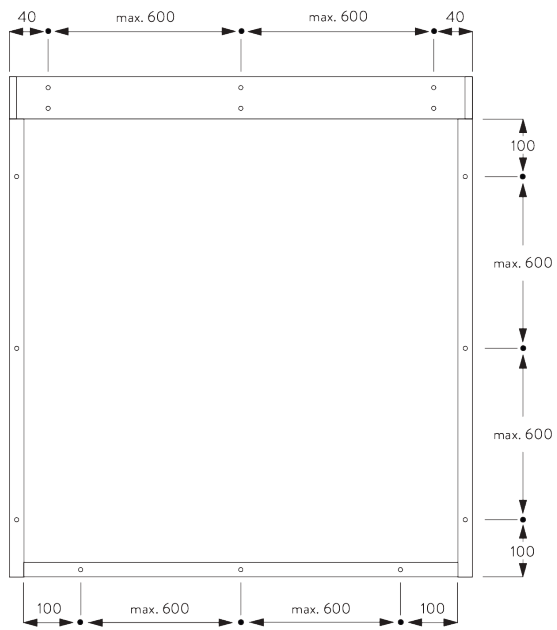
**A. FITTING  
INFORMATION**

For detailed fitting information, visit the Silent Gliss website.

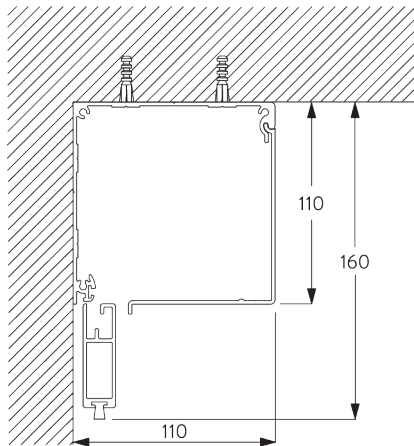
**Inside fitting - fixing points**



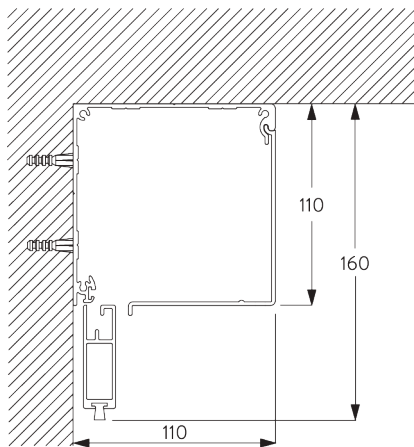
## Face fitting - fixing points



## B. CEILING FITTING

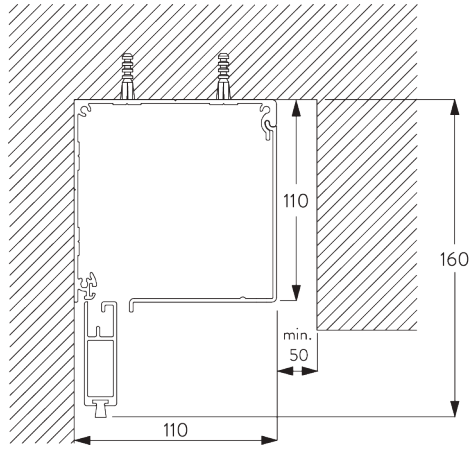


## C. WALL FITTING



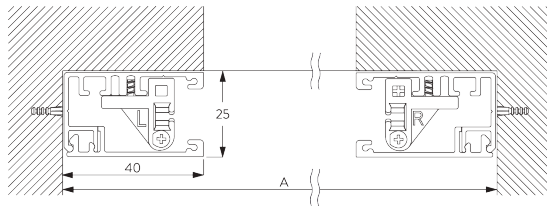


**D. RECESS FITTING**



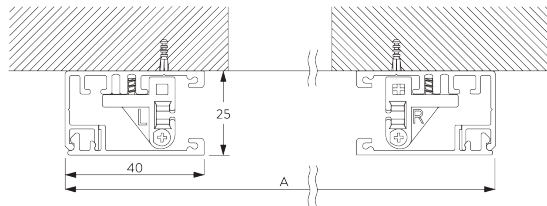
**E. SIDE PROFILES**  
**SG 11418 / SG 11419**

**Inside fitting**



A: System width

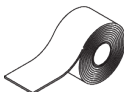

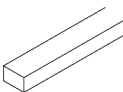
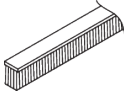

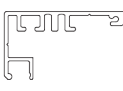
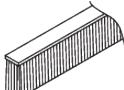


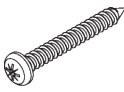

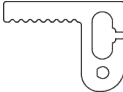
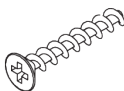
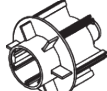
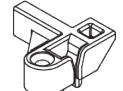
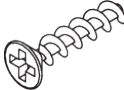
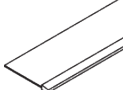


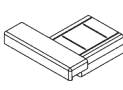
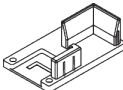

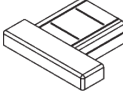
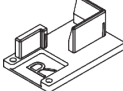

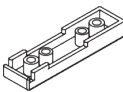
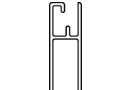

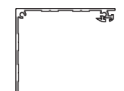
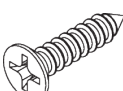






**Face fitting**



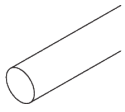
A: System width

# PARTS

## A. STANDARD PARTS

	<b>SG 4226</b> Double tape 30 mm		<b>SG 11009</b> End cover right 110 mm		<b>SG 11060</b> Foam tape adhesive
	<b>SG 4508</b> Brush 5x7 mm		<b>SG 11011</b> Clip		<b>SG 11418</b> Side guide case
	<b>SG 4509</b> Brush 5x12 mm		<b>SG 11012</b> Clip		<b>SG 11419</b> Side guide cover
	<b>SG 6791</b> Pan head screw 3.9x32		<b>SG 11020</b> Tube adapter		<b>SG 11421</b> Zip profile
	<b>SG 6933</b> PT Countersunk screw KA25x16		<b>SG 11021</b> Tube adapter		<b>SG 11473</b> Zip guide left
	<b>SG 6936</b> PT Countersunk screw KA22x10		<b>SG 11025</b> Zip		<b>SG 11474</b> Zip guide right
	<b>SG 6942</b> Pan head screw KA30x8		<b>SG 11028</b> End cover left		<b>SG 11475</b> Side guide end cover left
	<b>SG 10668</b> PVC strip 10 mm		<b>SG 11029</b> End cover right		<b>SG 11476</b> Side guide end cover right
	<b>SG 10731</b> Child safety retainer set		<b>SG 11030</b> Cover		
	<b>SG 10993</b> Bottom bar		<b>SG 11033</b> Chain drive		
	<b>SG 10998</b> Box case 110 mm		<b>SG 11034</b> Countersunk head screw 3.5x16		
	<b>SG 10999</b> Box cover 110 mm		<b>SG 11035</b> Countersunk head screw 2.2x9.5		
	<b>SG 11003</b> Tube ø 80 mm		<b>SG 11040</b> Bead chain ø 4.5 mm		
	<b>SG 11008</b> End cover left 110 mm		<b>SG 11059</b> Pan head screw with flange M4x12		

## **B. OPTIONAL PARTS**



**SG 4951**

*Bottom weight ø 8 mm*



**SG 11052**

*Spring left*



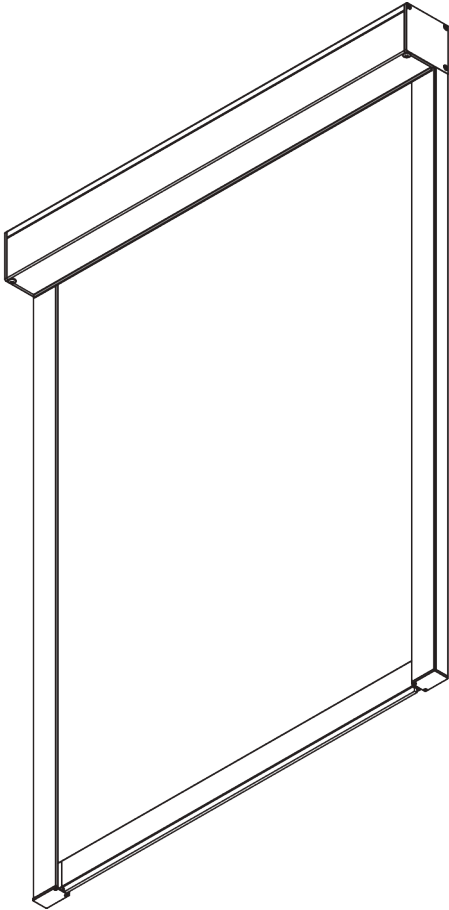

**SG 11053**

*Spring right*



# SG 4760

---



## PRODUCT INFORMATION

- **Operation:** motorised
- **Range:** S
- **Fitting:** ceiling, wall, recess
- **Colours:** white RAL 9016 or black RAL 9005, special colours possible
- **Fabrics:** refer to Silent Gliss fabric collection

### **Features:**

- Zip technology
- Quiet and fast motors
- Soft stop
- Various control options
- 40 mm side channel, pre-drilled fixing points

# SYSTEM SPECIFICATIONS

## A. SYSTEM DIMENSIONS

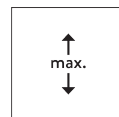


1.6 m

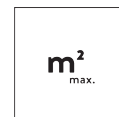


65 cm\*

\*see motor specification table



1.6 m



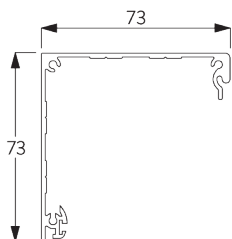
2.5 m<sup>2</sup>



2 kg

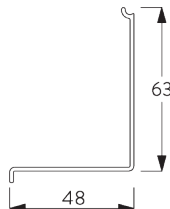
## B. PROFILE

### Profile information



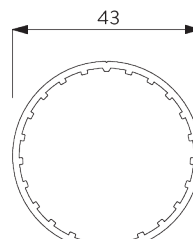
**SG 10994**

Box case 73 mm



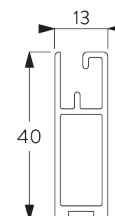
**SG 10995**

Box cover 73 mm



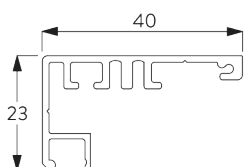
**SG 10532**

Tube ø 43 mm



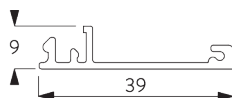
**SG 10993**

Bottom bar



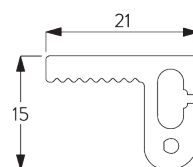
**SG 11418**

Side guide case



**SG 11419**

Side guide cover

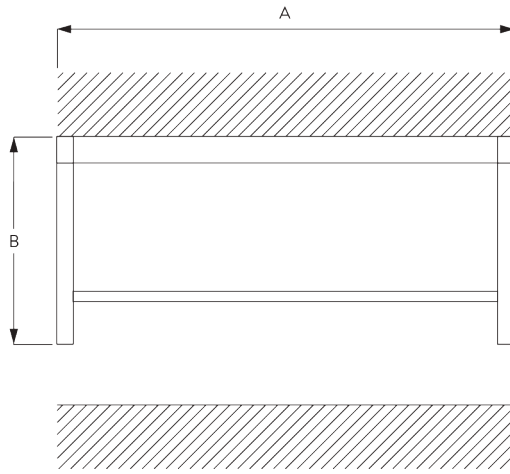


**SG 11421**

Zip profile

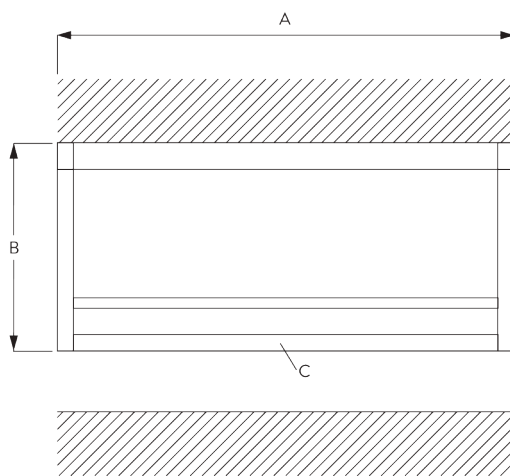
**C. HOW TO  
MEASURE**

**Inside fitting**



A: System width  
B: System height

**Face fitting**



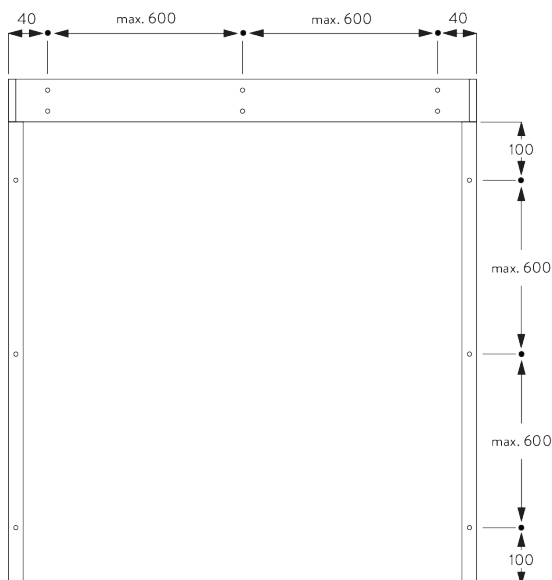
A: System width  
B: System height  
C: Optional: end profile (SG 11418 / SG 11419)

**FITTING**

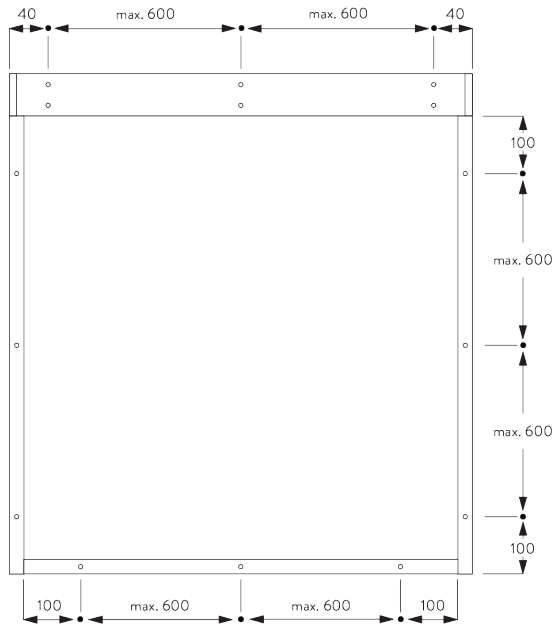
**A. FITTING  
INFORMATION**

For detailed fitting information, visit the Silent Gliss website.

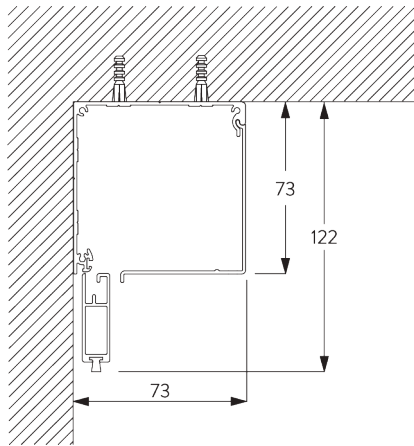
**Inside fitting - fixing points**



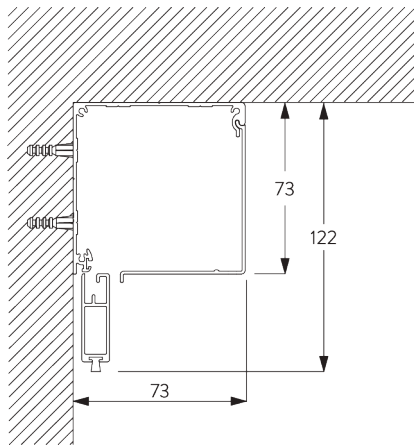
**Face fitting - fixing points**



**B. CEILING FITTING**

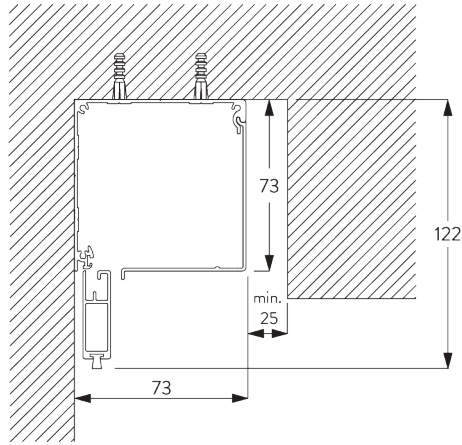


**C. WALL FITTING**



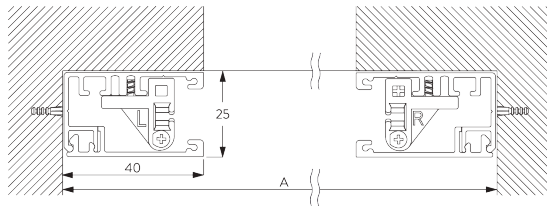


**D. RECESS FITTING**



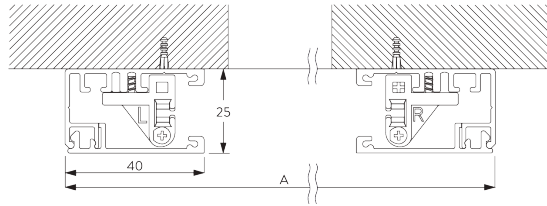
**E. SIDE PROFILES**  
**SG 11418 / SG 11419**

**Inside fitting**



A: System width

**Face fitting**



A: System width

# MOTORS & CONTROLS

## A. MOTOR FEATURES

Motors	50-Series	20-Series	20-Series	10-Series K	5-Series
	SG 11251	SG 10523	SG 10522	SG 10514	SG 10715

### Motor Features

Soft stop	•	•	•		
Electronic end-stop	•	•	•		
Electronic revolution counter (unlimited revolution)	•	•	•		
Mechanical end-stop				•	•
Mechanical revolution counter (limited revolution)				•	•
Two intermediate positions possible		•			
Bottom bar alignment	•				
Noiseless stop		•	•	•	
Parallel wiring possible without additional relays		•	•		
Disconnectable motor cable	•	•	•		
IP class	IP 30	IP 44	IP 44	IP 44	IP 44

### Control Features

Mains power control		•	•	•	•
SG Control L (built-in receiver)		•			
Smart by Silent Gliss	•				
Suitable for most major home automation systems (with suitable interface)		•	•	•	•

## B. MOTOR SPECIFICATIONS

See website for wiring diagram.

Motors	Min. system width	Voltage	Current	Frequency	Speed	Frequency receiver
<b>50-Series (Smart by Silent Gliss)</b>						
SG 11251	65 cm	24 V DC	1.5 A	-	32 rpm	-
<b>20-Series</b>						
SG 10522 (standard)	65 cm	230 V AC	0.55 A	50 Hz	30 rpm	-
SG 10523	65 cm	230 V AC	0.55 A	50 Hz	30 rpm	868/915 MHz
<b>10-Series K</b>						
SG 10514	65 cm	230 V AC	0.52 A	50 Hz	30 rpm	-
<b>5-Series</b>						
SG 10715	65 cm	230 V AC	0.485 A	50-60 Hz	28 rpm	-

## C. OPERATING METHODS

See catalogue "controls" for details.

Wall Switch



System can be operated by fixed wall switch.

**SG Control L**



*Various radio hand-held and wall transmitters available.*



*Silent Gliss Move App.*

**Smart by Silent Gliss**



*Open designed two-way communication system which allows to flawlessly integrate products with most major building management systems.*



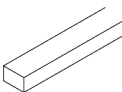
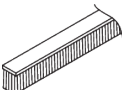


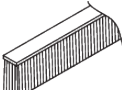

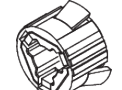

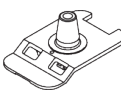
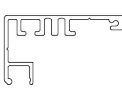
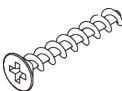




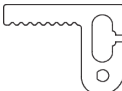


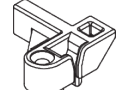
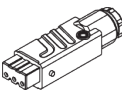
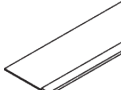


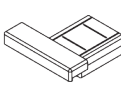
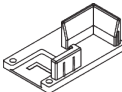

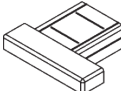
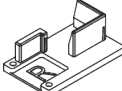

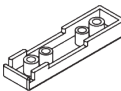
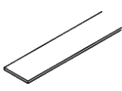

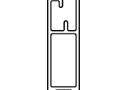



**D. WIRING**  
**DIAGRAMS**



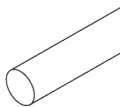
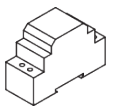

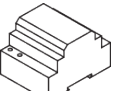

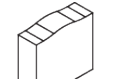

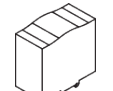

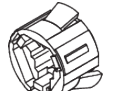

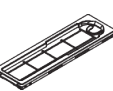
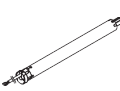






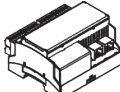

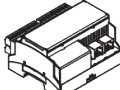
*Refer to Silent Gliss website.*

# PARTS

## A. STANDARD PARTS

	<b>SG 4226</b> Double tape 30 mm		<b>SG 10995</b> Box cover 73 mm		<b>SG 11060</b> Foam tape adhesive
	<b>SG 4508</b> Brush 5x7 mm		<b>SG 11004</b> End cover left 73 mm		<b>SG 11324</b> PT Screw Countersunk KA35x14
	<b>SG 4509</b> Brush 5x12 mm		<b>SG 11005</b> End cover right 73 mm		<b>SG 11354</b> Motor drive 10/20-Series
	<b>SG 6791</b> Pan head screw 3.9x32		<b>SG 11011</b> Clip		<b>SG 11418</b> Side guide case
	<b>SG 6933</b> PT Countersunk screw KA25x16		<b>SG 11013</b> Clip		<b>SG 11419</b> Side guide cover
	<b>SG 6936</b> PT Countersunk screw KA22x10		<b>SG 11014</b> Tube adapter		<b>SG 11421</b> Zip profile
	<b>SG 6942</b> Pan head screw KA30x8		<b>SG 11016</b> Tube adapter		<b>SG 11473</b> Zip guide left
	<b>SG 9917</b> Hirschmann portable socket-outlet STAK 3 N		<b>SG 11025</b> Zip		<b>SG 11474</b> Zip guide right
	<b>SG 10284</b> O-Ring		<b>SG 11028</b> End cover left		<b>SG 11475</b> Side guide end cover left
	<b>SG 10522</b> Motor 230V AC, 20-Series S 3/30		<b>SG 11029</b> End cover right		<b>SG 11476</b> Side guide end cover right
	<b>SG 10532</b> Tube ø 43 mm		<b>SG 11030</b> Cover		
	<b>SG 10668</b> PVC strip 10 mm		<b>SG 11034</b> Countersunk head screw 3.5x16		
	<b>SG 10993</b> Bottom bar		<b>SG 11035</b> Countersunk head screw 2.2x9.5		
	<b>SG 10994</b> Box case 73 mm		<b>SG 11059</b> Pan head screw with flange M4x12		

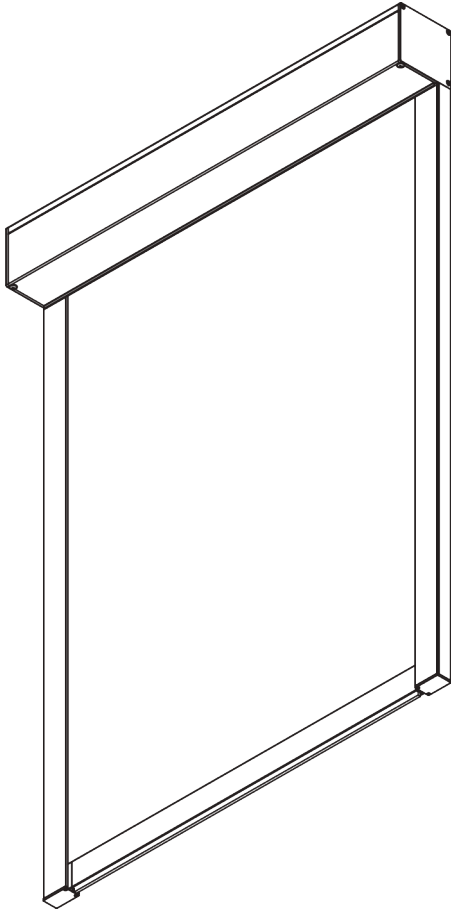

## B. OPTIONAL PARTS

	<b>SG 4951</b> Bottom weight ø 8 mm		<b>SG 11263</b> Power supply 24V DC, 2.5A DIN Rail
	<b>SG 9916</b> Hirschmann plug set		<b>SG 11264</b> Power supply 24V DC, 3.8A DIN Rail
	<b>SG 10293</b> Cable 230V AC, 2/3/5/10 m		<b>SG 11265</b> Power supply 24V DC, 5A DIN Rail
	<b>SG 10300</b> Radio hand held 1 channel		<b>SG 11266</b> Power supply 24V DC, 10A DIN Rail
	<b>SG 10302</b> Radio hand held 5+1 channel		<b>SG 11356</b> Motor drive 40/50-Series
	<b>SG 10303</b> Radio hand held 10+2+1 channel		<b>SG 11460</b> Cover for Hirschmann plug
	<b>SG 10514</b> Tubular motor 230V AC, 10 Series S 3/30 K		<b>SG 11480</b> Radio wall transmitter 1 channel
	<b>SG 10523</b> Motor 230V AC, 20-Series S 3/30, radio receiver		<b>SG 11490</b> Radio wall transmitter 5+1 channel
	<b>SG 10715</b> Tubular motor 230V AC, 5 Series S 6/28		
	<b>SG 10804</b> Radio hand held 15+5+1 channel		
	<b>SG 11251</b> Motor 24V DC, 50-Series S 3/32		
	<b>SG 11260</b> Gateway Cedia		
	<b>SG 11261</b> Gateway KNX		
	<b>SG 11262</b> Expansion unit		



# SG 4770

---



## PRODUCT INFORMATION

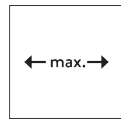
- **Operation:** motorised
- **Range:** M
- **Fitting:** ceiling, wall, recess
- **Colours:** white RAL 9016 or black RAL 9005, special colours possible
- **Fabrics:** refer to Silent Gliss fabric collection

### **Features:**

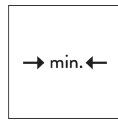
- Zip technology
- Quiet and fast motors
- Soft stop
- Various control options
- 40 mm side channel, pre-drilled fixing points

# SYSTEM SPECIFICATIONS

## A. SYSTEM DIMENSIONS

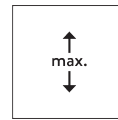


2.2 m



65 cm\*

\*see motor specification table



2.4 m



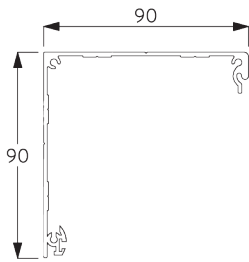
5.3 m<sup>2</sup>



3.7 kg

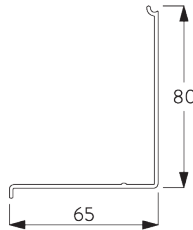
## B. PROFILE

### Profile information



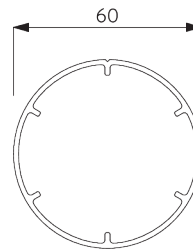
**SG 10996**

Box case 90 mm



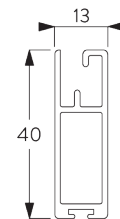
**SG 10997**

Box cover 90 mm



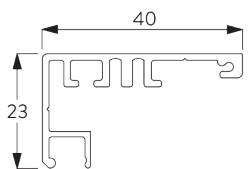
**SG 11037**

Tube ø 60 mm



**SG 10993**

Bottom bar



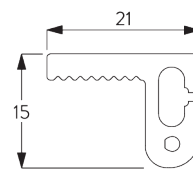
**SG 11418**

Side guide case



**SG 11419**

Side guide cover



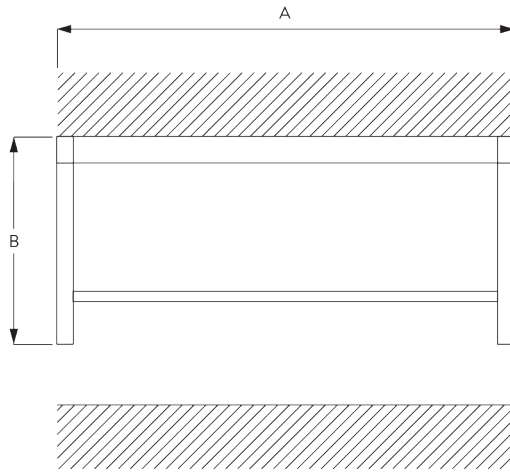
**SG 11421**

Zip profile



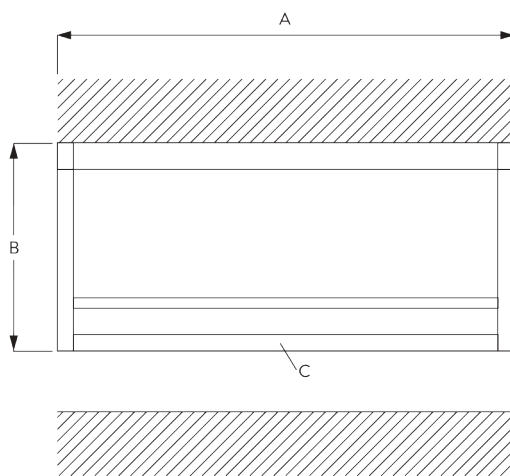
**C. HOW TO  
MEASURE**

**Inside fitting**



A: System width  
B: System height

**Face fitting**



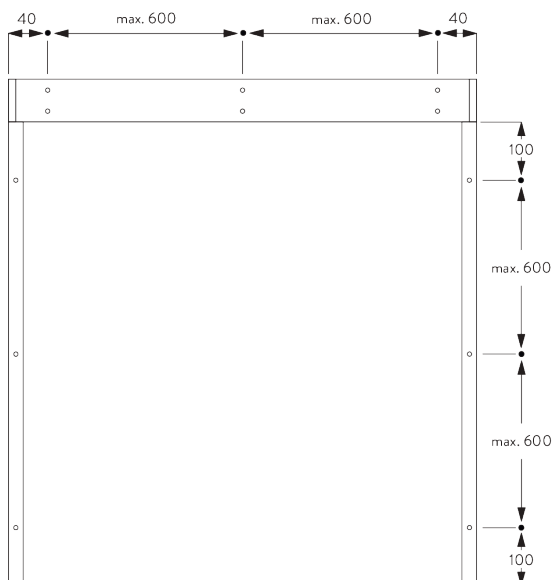
A: System width  
B: System height  
C: Optional: end profile (SG 11418 / SG 11419)

**FITTING**

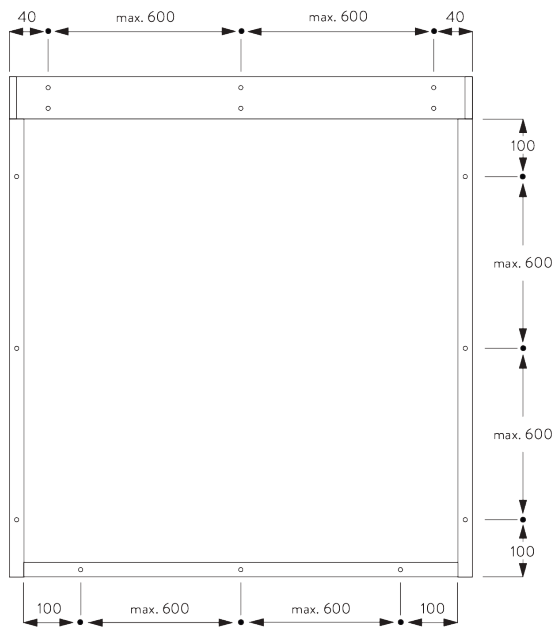
**A. FITTING  
INFORMATION**

For detailed fitting information, visit the Silent Gliss website.

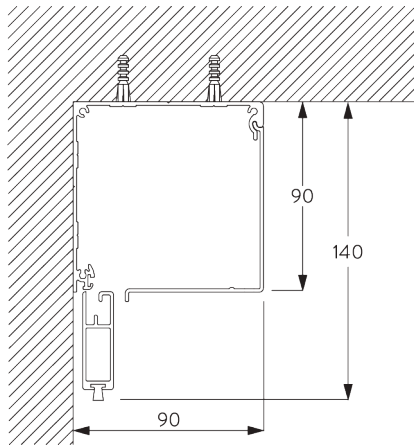
**Inside fitting - fixing points**



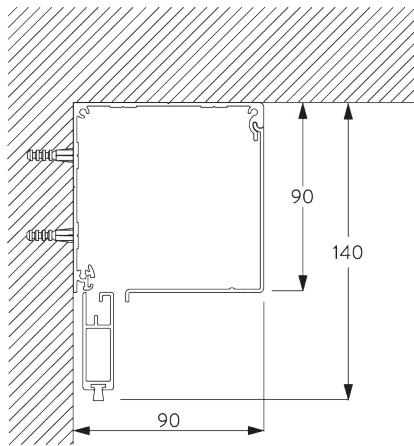
## Face fitting - fixing points



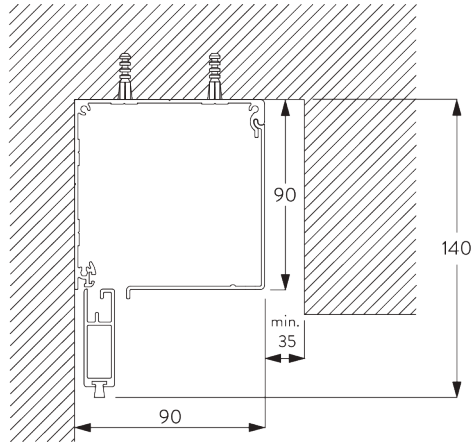
## B. CEILING FITTING



## C. WALL FITTING

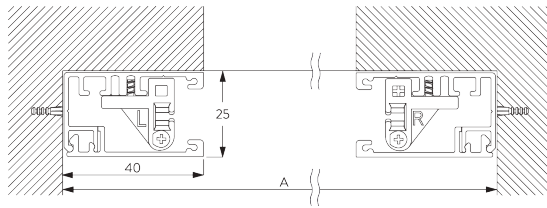


**D. RECESS FITTING**



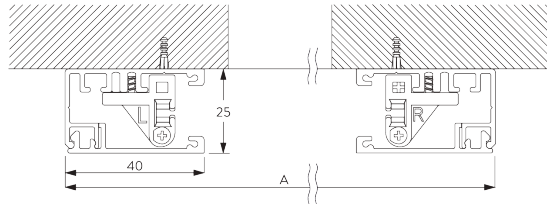
**E. SIDE PROFILES**  
**SG 11418 / SG 11419**

**Inside fitting**



A: System width

**Face fitting**



A: System width

# MOTORS & CONTROLS

## A. MOTOR FEATURES

Motors	50-Series	20-Series	20-Series	10-Series K	5-Series
	SG 11251	SG 10523	SG 10522	SG 10514	SG 10715

### Motor Features

Soft stop	•	•	•		
Electronic end-stop	•	•	•		
Electronic revolution counter (unlimited revolution)	•	•	•		
Mechanical end-stop				•	•
Mechanical revolution counter (limited revolution)				•	•
Two intermediate positions possible		•			
Bottom bar alignment	•				
Noiseless stop		•	•	•	
Parallel wiring possible without additional relays		•	•		
Disconnectable motor cable	•	•	•		
IP class	IP 30	IP 44	IP 44	IP 44	IP 44

### Control Features

Mains power control		•	•	•	•
SG Control L (built-in receiver)		•			
Smart by Silent Gliss	•				
Suitable for most major home automation systems (with suitable interface)		•	•	•	•

## B. MOTOR SPECIFICATIONS

Motors	Min. system width	Voltage	Current	Frequency	Speed	Frequency receiver
--------	-------------------	---------	---------	-----------	-------	--------------------

### 50-Series (Smart by Silent Gliss)

SG 11251	65 cm	24 V DC	1.5 A	-	32 rpm	-
----------	-------	---------	-------	---	--------	---

### 20-Series

SG 10522 (standard)	65 cm	230 V AC	0.55 A	50 Hz	30 rpm	-
SG 10523	65 cm	230 V AC	0.55 A	50 Hz	30 rpm	868/915 MHz

### 10-Series K

SG 10514	65 cm	230 V AC	0.52 A	50 Hz	30 rpm	-
----------	-------	----------	--------	-------	--------	---

### 5-Series

SG 10715	65 cm	230 V AC	0.485 A	50-60 Hz	28 rpm	-
----------	-------	----------	---------	----------	--------	---

See website for wiring diagram.

See catalogue "controls" for details.

## C. OPERATING METHODS

Wall Switch



System can be operated by fixed wall switch.

**SG Control L**



*Various radio hand-held and wall transmitters available.*



*Silent Gliss Move App.*

**Smart by Silent Gliss**



*Open designed two-way communication system which allows to flawlessly integrate products with most major building management systems.*

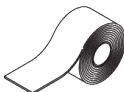

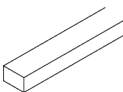
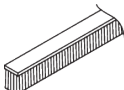


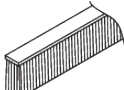

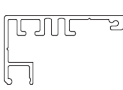

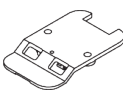

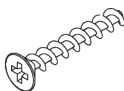



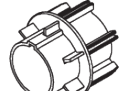
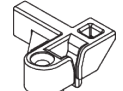

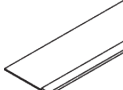

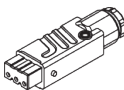
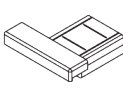
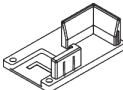

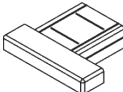
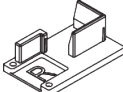

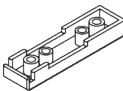
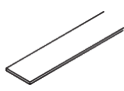

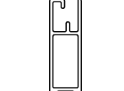





**D. WIRING**  
**DIAGRAMS**



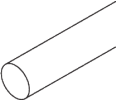
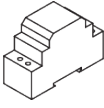

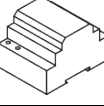
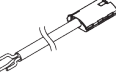
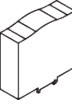

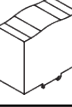


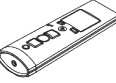







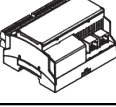
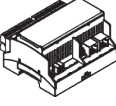
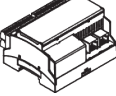
*Refer to Silent Gliss website.*

# PARTS

## A. STANDARD PARTS

	<b>SG 4226</b> Double tape 30 mm		<b>SG 11006</b> End cover left 90 mm		<b>SG 11060</b> Foam tape adhesive
	<b>SG 4508</b> Brush 5x7 mm		<b>SG 11007</b> End cover right 90 mm		<b>SG 11324</b> PT Screw Countersunk KA35x14
	<b>SG 4509</b> Brush 5x12 mm		<b>SG 11011</b> Clip		<b>SG 11418</b> Side guide case
	<b>SG 6791</b> Pan head screw 3.9x32		<b>SG 11013</b> Clip		<b>SG 11419</b> Side guide cover
	<b>SG 6933</b> PT Countersunk screw KA25x16		<b>SG 11017</b> Tube adapter		<b>SG 11421</b> Zip profile
	<b>SG 6936</b> PT Countersunk screw KA22x10		<b>SG 11019</b> Tube adapter		<b>SG 11473</b> Zip guide left
	<b>SG 6942</b> Pan head screw KA30x8		<b>SG 11025</b> Zip		<b>SG 11474</b> Zip guide right
	<b>SG 9917</b> Hirschmann portable socket-outlet STAK 3 N		<b>SG 11028</b> End cover left		<b>SG 11475</b> Side guide end cover left
	<b>SG 10284</b> O-Ring		<b>SG 11029</b> End cover right		<b>SG 11476</b> Side guide end cover right
	<b>SG 10522</b> Motor 230V AC, 20-Series S 3/30		<b>SG 11030</b> Cover		
	<b>SG 10668</b> PVC strip 10 mm		<b>SG 11034</b> Countersunk head screw 3.5x16		
	<b>SG 10993</b> Bottom bar		<b>SG 11035</b> Countersunk head screw 2.2x9.5		
	<b>SG 10996</b> Box case 90 mm		<b>SG 11037</b> Tube ø 60 mm		
	<b>SG 10997</b> Box cover 90 mm		<b>SG 11059</b> Pan head screw with flange M4x12		

## B. OPTIONAL PARTS

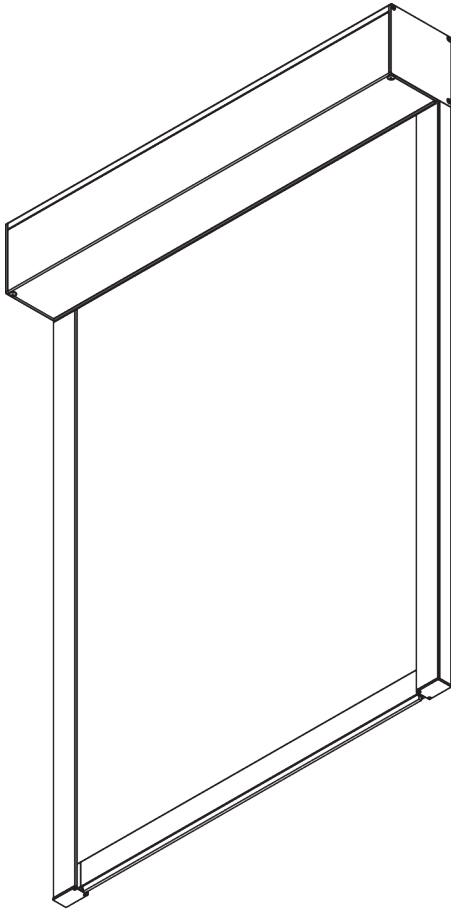
	<b>SG 4951</b> Bottom weight ø 8 mm		<b>SG 11263</b> Power supply 24V DC, 2.5A DIN Rail
	<b>SG 9916</b> Hirschmann plug set		<b>SG 11264</b> Power supply 24V DC, 3.8A DIN Rail
	<b>SG 10293</b> Cable 230V AC, 2/3/5/10 m		<b>SG 11265</b> Power supply 24V DC, 5A DIN Rail
	<b>SG 10300</b> Radio hand held 1 channel		<b>SG 11266</b> Power supply 24V DC, 10A DIN Rail
	<b>SG 10302</b> Radio hand held 5+1 channel		<b>SG 11460</b> Cover for Hirschmann plug
	<b>SG 10303</b> Radio hand held 10+2+1 channel		<b>SG 11480</b> Radio wall transmitter 1 channel
	<b>SG 10514</b> Tubular motor 230V AC, 10 Series S 3/30 K		<b>SG 11490</b> Radio wall transmitter 5+1 channel
	<b>SG 10523</b> Motor 230V AC, 20-Series S 3/30, radio receiver		
	<b>SG 10715</b> Tubular motor 230V AC, 5 Series S 6/28		
	<b>SG 10804</b> Radio hand held 15+5+1 channel		
	<b>SG 11251</b> Motor 24V DC, 50-Series S 3/32		
	<b>SG 11260</b> Gateway Cedia		
	<b>SG 11261</b> Gateway KNX		
	<b>SG 11262</b> Expansion unit		





# SG 4780

---



## PRODUCT INFORMATION

- **Operation:** motorised
- **Range:** L
- **Fitting:** ceiling, wall, recess
- **Colours:** white RAL 9016 or black RAL 9005, special colours possible
- **Fabrics:** refer to Silent Gliss fabric collection

### **Features:**

- Zip technology
- Quiet and fast motors
- Soft stop
- Various control options
- 40 mm side channel, pre-drilled fixing points

# SYSTEM SPECIFICATIONS

## A. SYSTEM DIMENSIONS

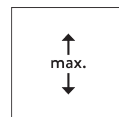


3 m

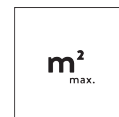


65 cm\*

\*see motor specification table



3 m



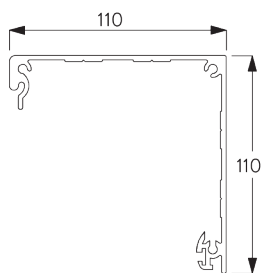
9 m<sup>2</sup>



6 kg

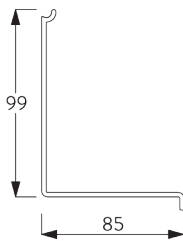
## B. PROFILE

### Profile information



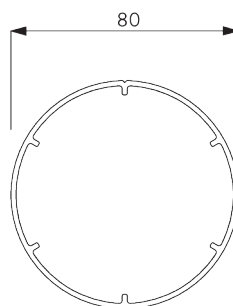
**SG 10998**

Box case 110 mm



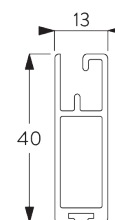
**SG 10999**

Box cover 110 mm



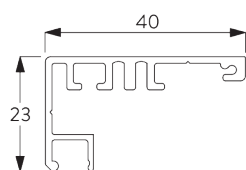
**SG 11003**

Tube ø 80 mm



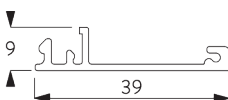
**SG 10993**

Bottom bar



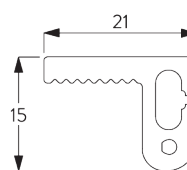
**SG 11418**

Side guide case



**SG 11419**

Side guide cover

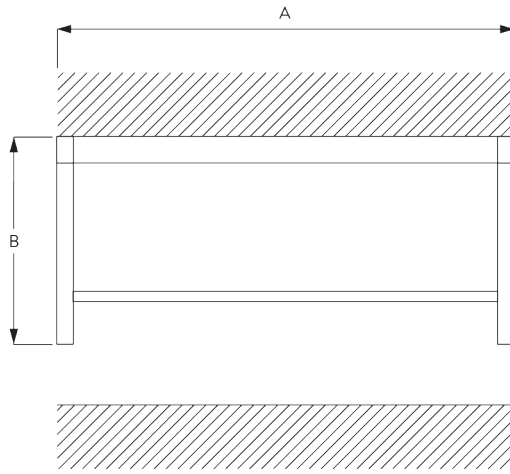


**SG 11421**

Zip profile

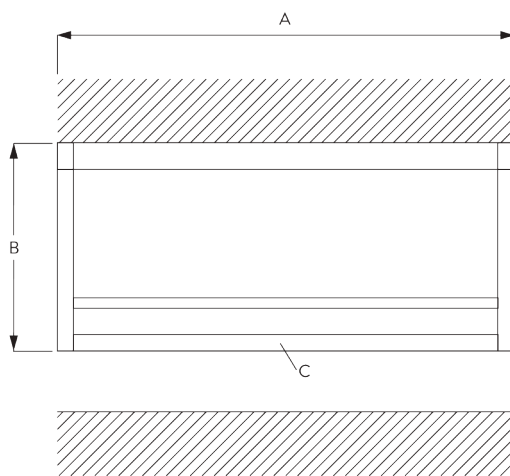
**C. HOW TO  
MEASURE**

**Inside fitting**



A: System width  
B: System height

**Face fitting**



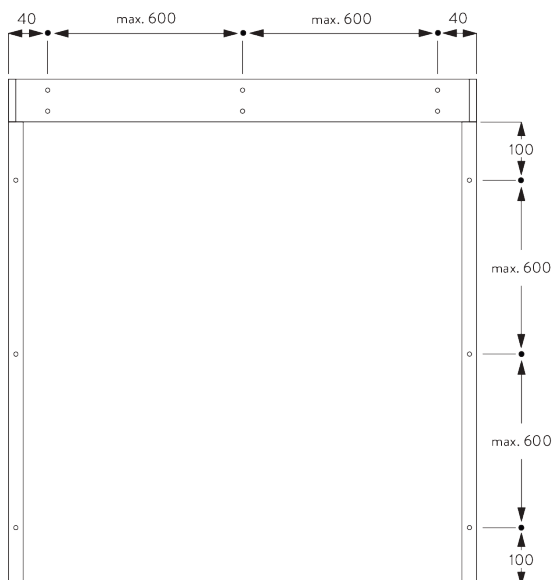
A: System width  
B: System height  
C: Optional: end profile (SG 11418 / SG 11419)

**FITTING**

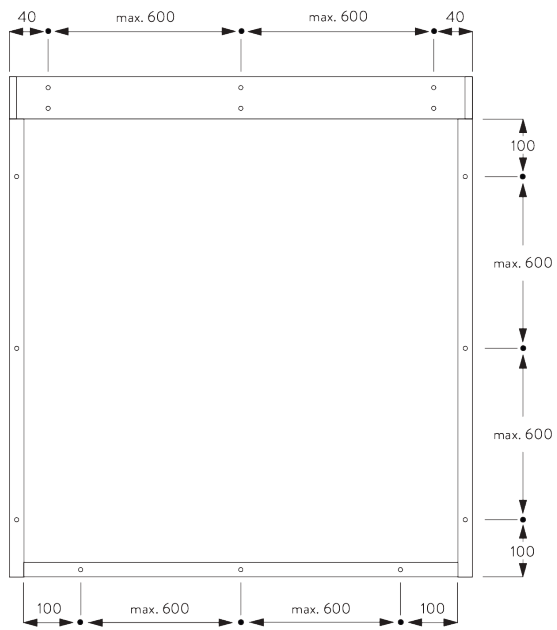
**A. FITTING  
INFORMATION**

For detailed fitting information, visit the Silent Gliss website.

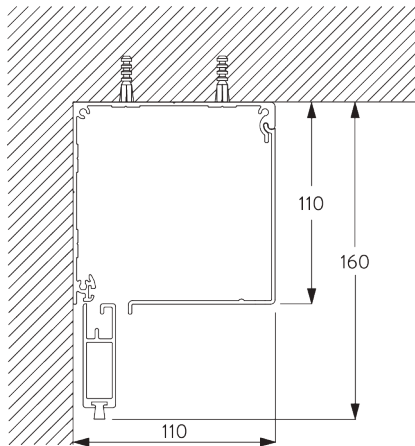
**Inside fitting - fixing points**



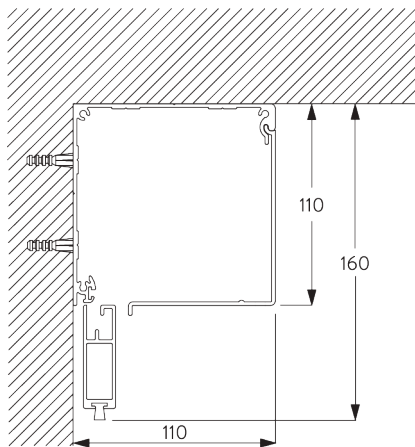
## Face fitting - fixing points



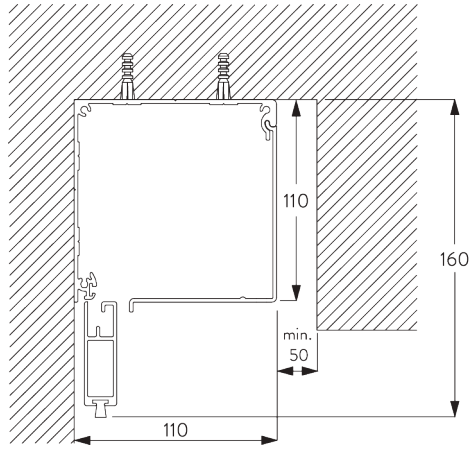
## B. CEILING FITTING



## C. WALL FITTING

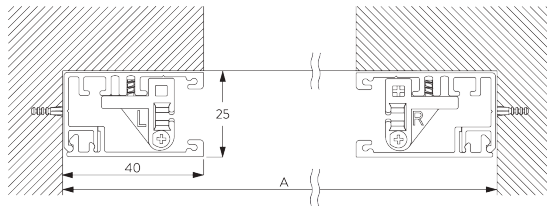


**D. RECESS FITTING**



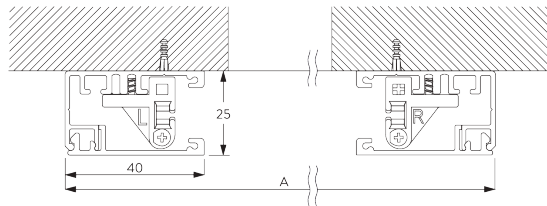
**E. SIDE PROFILES**  
**SG 11418 / SG 11419**

**Inside fitting**



A: System width

**Face fitting**



A: System width

# MOTORS & CONTROLS

## A. MOTOR FEATURES

Motors	50-Series	20-Series	20-Series	10-Series K	5-Series
	SG 11251	SG 10523	SG 10522	SG 10514	SG 10715

### Motor Features

Soft stop	•	•	•		
Electronic end-stop	•	•	•		
Electronic revolution counter (unlimited revolution)	•	•	•		
Mechanical end-stop				•	•
Mechanical revolution counter (limited revolution)				•	•
Two intermediate positions possible		•			
Bottom bar alignment	•				
Noiseless stop		•	•	•	
Parallel wiring possible without additional relays		•	•		
Disconnectable motor cable	•	•	•		
IP class	IP 30	IP 44	IP 44	IP 44	IP 44

### Control Features

Mains power control		•	•	•	•
SG Control L (built-in receiver)		•			
Smart by Silent Gliss	•				
Suitable for most major home automation systems (with suitable interface)		•	•	•	•

## B. MOTOR SPECIFICATIONS

Motors	Min. system width	Voltage	Current	Frequency	Speed	Frequency receiver
--------	-------------------	---------	---------	-----------	-------	--------------------

### 50-Series (Smart by Silent Gliss)

SG 11251	65 cm	24 V DC	1.5 A	-	32 rpm	-
----------	-------	---------	-------	---	--------	---

### 20-Series

SG 10522 (standard)	65 cm	230 V AC	0.55 A	50 Hz	30 rpm	-
SG 10523	65 cm	230 V AC	0.55 A	50 Hz	30 rpm	868/915 MHz

### 10-Series K

SG 10514	65 cm	230 V AC	0.52 A	50 Hz	30 rpm	-
----------	-------	----------	--------	-------	--------	---

### 5-Series

SG 10715	65 cm	230 V AC	0.485 A	50-60 Hz	28 rpm	-
----------	-------	----------	---------	----------	--------	---

See website for wiring diagram.

See catalogue "controls" for details.

## C. OPERATING METHODS

Wall Switch



System can be operated by fixed wall switch.

**SG Control L**



*Various radio hand-held and wall transmitters available.*



*Silent Gliss Move App.*

**Smart by Silent Gliss**



*Open designed two-way communication system which allows to flawlessly integrate products with most major building management systems.*

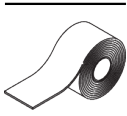
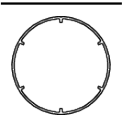
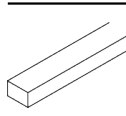
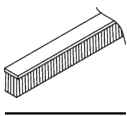
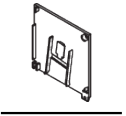
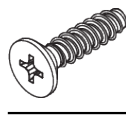
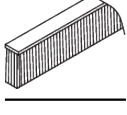
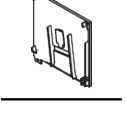
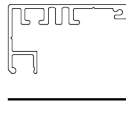
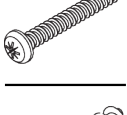
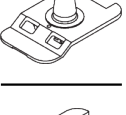
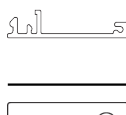
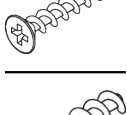
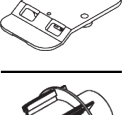
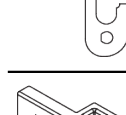
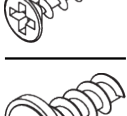
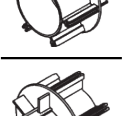
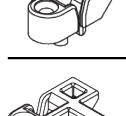
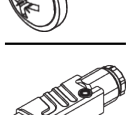
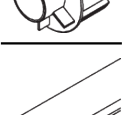
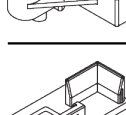
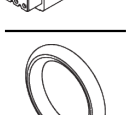
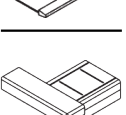
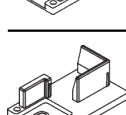
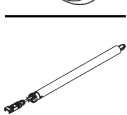
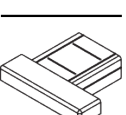

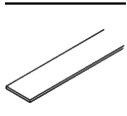
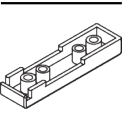
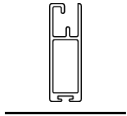
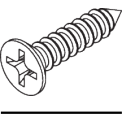
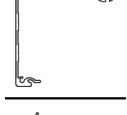
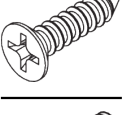




**D. WIRING**  
**DIAGRAMS**



*Refer to Silent Gliss website.*

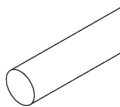
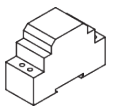

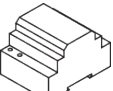
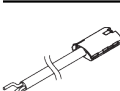
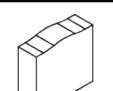

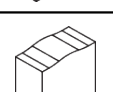

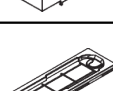
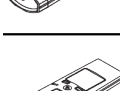
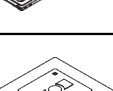

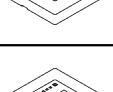


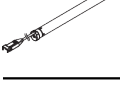


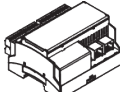

# PARTS

## A. STANDARD PARTS

	<b>SG 4226</b> Double tape 30 mm		<b>SG 11003</b> Tube ø 80 mm		<b>SG 11060</b> Foam tape adhesive
	<b>SG 4508</b> Brush 5x7 mm		<b>SG 11008</b> End cover left 110 mm		<b>SG 11324</b> PT Screw Countersunk KA35x14
	<b>SG 4509</b> Brush 5x12 mm		<b>SG 11009</b> End cover right 110 mm		<b>SG 11418</b> Side guide case
	<b>SG 6791</b> Pan head screw 3.9x32		<b>SG 11011</b> Clip		<b>SG 11419</b> Side guide cover
	<b>SG 6933</b> PT Countersunk screw KA25x16		<b>SG 11013</b> Clip		<b>SG 11421</b> Zip profile
	<b>SG 6936</b> PT Countersunk screw KA22x10		<b>SG 11020</b> Tube adapter		<b>SG 11473</b> Zip guide left
	<b>SG 6942</b> Pan head screw KA30x8		<b>SG 11022</b> Tube adapter		<b>SG 11474</b> Zip guide right
	<b>SG 9917</b> Hirschmann portable socket-outlet STAK 3 N		<b>SG 11025</b> Zip		<b>SG 11475</b> Side guide end cover left
	<b>SG 10284</b> O-Ring		<b>SG 11028</b> End cover left		<b>SG 11476</b> Side guide end cover right
	<b>SG 10522</b> Motor 230V AC, 20-Series S 3/30		<b>SG 11029</b> End cover right		
	<b>SG 10668</b> PVC strip 10 mm		<b>SG 11030</b> Cover		
	<b>SG 10993</b> Bottom bar		<b>SG 11034</b> Countersunk head screw 3.5x16		
	<b>SG 10998</b> Box case 110 mm		<b>SG 11035</b> Countersunk head screw 2.2x9.5		
	<b>SG 10999</b> Box cover 110 mm		<b>SG 11059</b> Pan head screw with flange M4x12		



## B. OPTIONAL PARTS

	<b>SG 4951</b> Bottom weight ø 8 mm		<b>SG 11263</b> Power supply 24V DC, 2.5A DIN Rail
	<b>SG 9916</b> Hirschmann plug set		<b>SG 11264</b> Power supply 24V DC, 3.8A DIN Rail
	<b>SG 10293</b> Cable 230V AC, 2/3/5/10 m		<b>SG 11265</b> Power supply 24V DC, 5A DIN Rail
	<b>SG 10300</b> Radio hand held 1 channel		<b>SG 11266</b> Power supply 24V DC, 10A DIN Rail
	<b>SG 10302</b> Radio hand held 5+1 channel		<b>SG 11460</b> Cover for Hirschmann plug
	<b>SG 10303</b> Radio hand held 10+2+1 channel		<b>SG 11480</b> Radio wall transmitter 1 channel
	<b>SG 10514</b> Tubular motor 230V AC, 10 Series S 3/30 K		<b>SG 11490</b> Radio wall transmitter 5+1 channel
	<b>SG 10523</b> Motor 230V AC, 20-Series S 3/30, radio receiver		
	<b>SG 10715</b> Tubular motor 230V AC, 5 Series S 6/28		
	<b>SG 10804</b> Radio hand held 15+5+1 channel		
	<b>SG 11251</b> Motor 24V DC, 50-Series S 3/32		
	<b>SG 11260</b> Gateway Cedia		
	<b>SG 11261</b> Gateway KNX		
	<b>SG 11262</b> Expansion unit		





## ***The Architects of Silence***

***Silent Gliss is the leading global supplier of premium interior window treatments. Since 1952 we have been tirelessly committed to the development of the worlds` smoothest, quietest systems using state of the art technology.***

*Driven by customer needs, Silent Gliss offers functional and durable products. Expert technical advice coupled with installation and support services complete the offer. Silent Gliss stands for innovative, sustainable, tailor made solutions, exceptional design and first-class quality.*

### **Silent Gliss Iberia, S.L.**

C/Muntaner, 231 2° 1aA

08021 Barcelona

**T**+34 931 187 843

info@silentgliss.es

Av. Canteras, 64, Módulo 2

Nave A

28343 Valdemoro (Madrid)

**T**+34 912 963 831

info@silentgliss.es

**silentgliss.es**