

## GUIDE TO ROLLER BLIND FASCIAS AND HEADBOXES

When it comes to roller blinds, the choice between using a fascia or a headbox can significantly impact the overall aesthetic and functionality of your window treatments.



Fascias and headboxes conceal the roller blind barrel, creating a sleek and polished look. They blend seamlessly with the window reveal, or even disappear into the ceiling, giving the illusion that the fabric is cascading directly from above.

This not only enhances the visual appeal but also provides a clean and uncluttered appearance, making it an ideal solution for modern interiors.

With over 70 years' experience supplying roller blinds to the world's most prestigious buildings, Silent Gliss are well positioned to guide you through the process of considering fascias or headboxes. We can help you plan to ensure your window design accommodates the necessary hardware to guarantee an elegant and flawless finish.

### What is a roller blind fascia?



A fascia is a sleek metal cover designed to perfectly conceal the roller blind fabric barrel, hiding all the blind hardware when the blind is fully retracted. Fascias can be used for roller blinds installed both inside and outside the window recess.

## What is a roller blind headbox?



A headbox is a metal recessed box in which the roller blind is mounted. They can be installed inside or outside the window recess, but they are normally installed into a ceiling recess, fitted flush with the ceiling surface.

A slim slot makes it appear as if the fabric is coming out of the ceiling itself. The diagrams presented here illustrate how this sleek and modern look is achieved.



## Which one do I choose?

If the blind is being surface mounted to a ceiling or window you would select a fascia. Headboxes are normally used when the blind is being installed into a pre-designed recess inside the ceiling structure.

## Silent Gliss range of fascias and headboxes

Silent Gliss offers two stylish fascia designs: flat and curved along with an aluminium headbox. All are offered in two sizes (73mm and 110mm) to accommodate the wide range of roller blinds.

Motorised blinds installed inside a window recess can be specified with **side channels** which contain the fabric, removing light leakage.



Without side channels there will be a small light gap either side (15mm/21mm).



The hardware is supplied as standard in classic black or white, with the option for custom RAL colouring to match any interior. Whether you're aiming for a modern, minimalist look or a bold statement, Silent Gliss roller blind fascias and headboxes provide an elegant and sophisticated finish.



### Combining blinds and curtains?

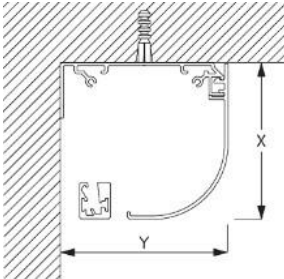
Silent Gliss offer recess solutions for curtain tracks as well as blinds. For a seamless finish why not combine a recessed curtain track alongside your recessed roller blind?



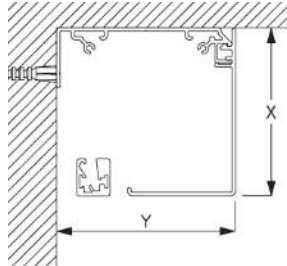
## Planning ahead

Silent Gliss fascias are supplied in two parts, a top and bottom profile. The top profile is fixed to the surface and suspends the roller blind and then the front profile is attached.

### Top fixed Fascia round



### Face fixed Fascia square



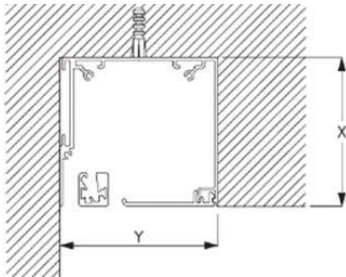
Fascias can be top or face fixed. Ensure you have a flat fitting surface which will accommodate the depth of the top profile.

X = S 73mm / L 110mm  
Y = S 78mm / L 110mm

X = S 73mm / L 110mm  
Y = S 78mm / L 110mm

Headboxes take more advance planning and design. A space needs to be created inside the ceiling structure to accommodate the correct size of box.

### Recess fixed Box



The space needs to include a strong and secure surface to fix to at multiple points. The box consists of two profiles, a three-sided box and a bottom cover.

X = S 73mm / L 110mm  
Y = S min 79mm / L min 111mm

For more help and information, contact Silent Gliss.