

















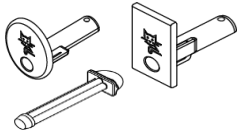
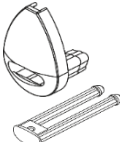
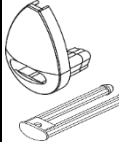








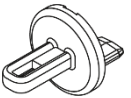


Sistemas de enrollables – Resumen de los componentes de contrapesos

Gama principal

	SG 4910 / SG 4960			SG 4930 / SG 4970			SG 4840 / SG 4880		
Perfiles	 SG 10760	 SG 10770	 SG 4903	 SG 10760	 SG 10770	 SG 4903	 SG 10760	 SG 10770	 SG 4903
Tapa standard	 SG 10761	 SG 10771	 SG 11178	 SG 10761	 SG 10771	 SG 11178	 SG 10761	 SG 10771	 SG 11178
Tapa guia lateral	 SG 10762 / 10772 / 10641					 SG 4933 / 4932			 SG 4933 / 4932

Sistemas adicionales

	SG 4905	SG 4900, SG 4907, SG 4955	SG 4910 / SG 4960 Box S	SG 4930 / SG 4970 Box L
Perfiles	 SG 10867	 SG 10872	 SG 11442	 SG 10770
Tapa standard	 SG 10685	 SG 10874	 SG 11443	 SG 10771
Tapa guia lateral	 SG 10686			